

Florida Beer



WHOLESALERS ASSOCIATION

2025 Session Briefing

March 26, 2025

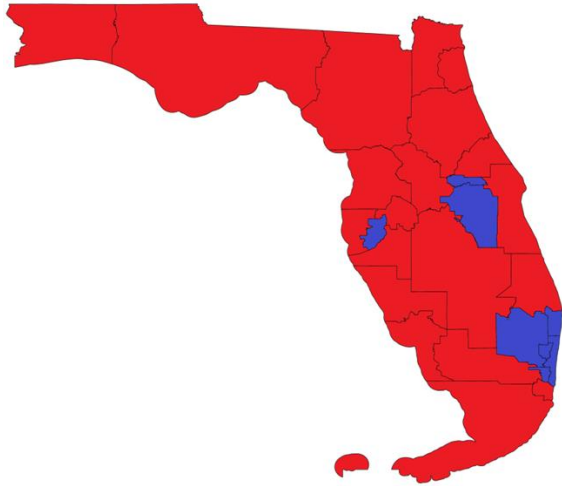
Florida Not Competitive



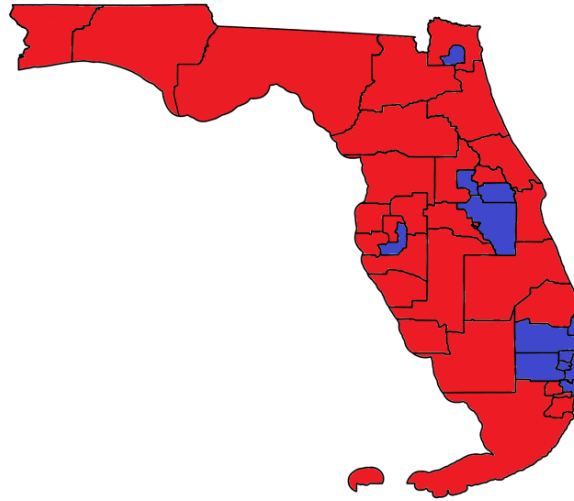
	Republican	Democrat
US Senate	2	0
Congress	20	8
Governor & Cabinet	4	0
Senate	28	12
House	*87	33

Florida Districts Today

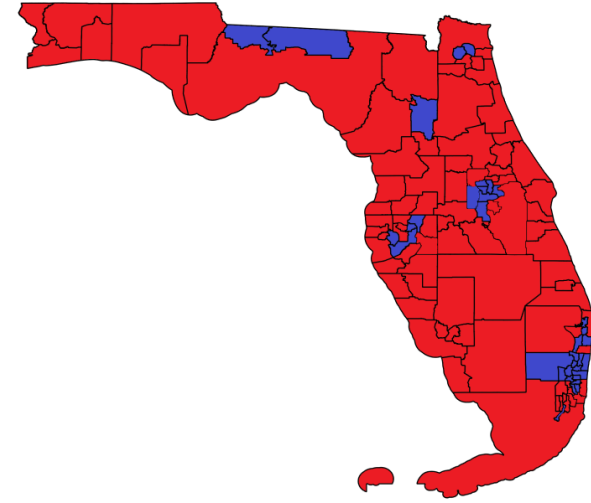
Congress



Senate



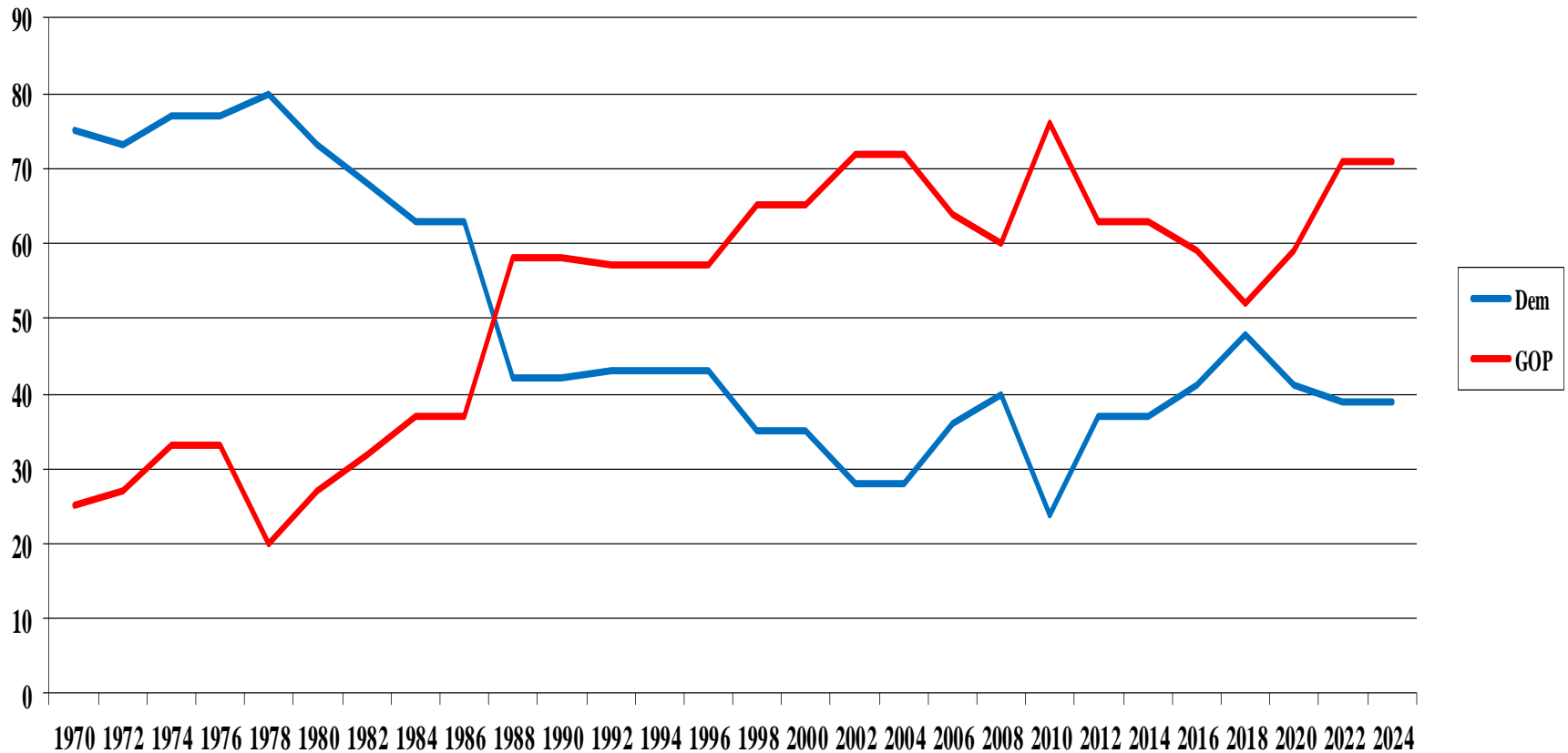
House



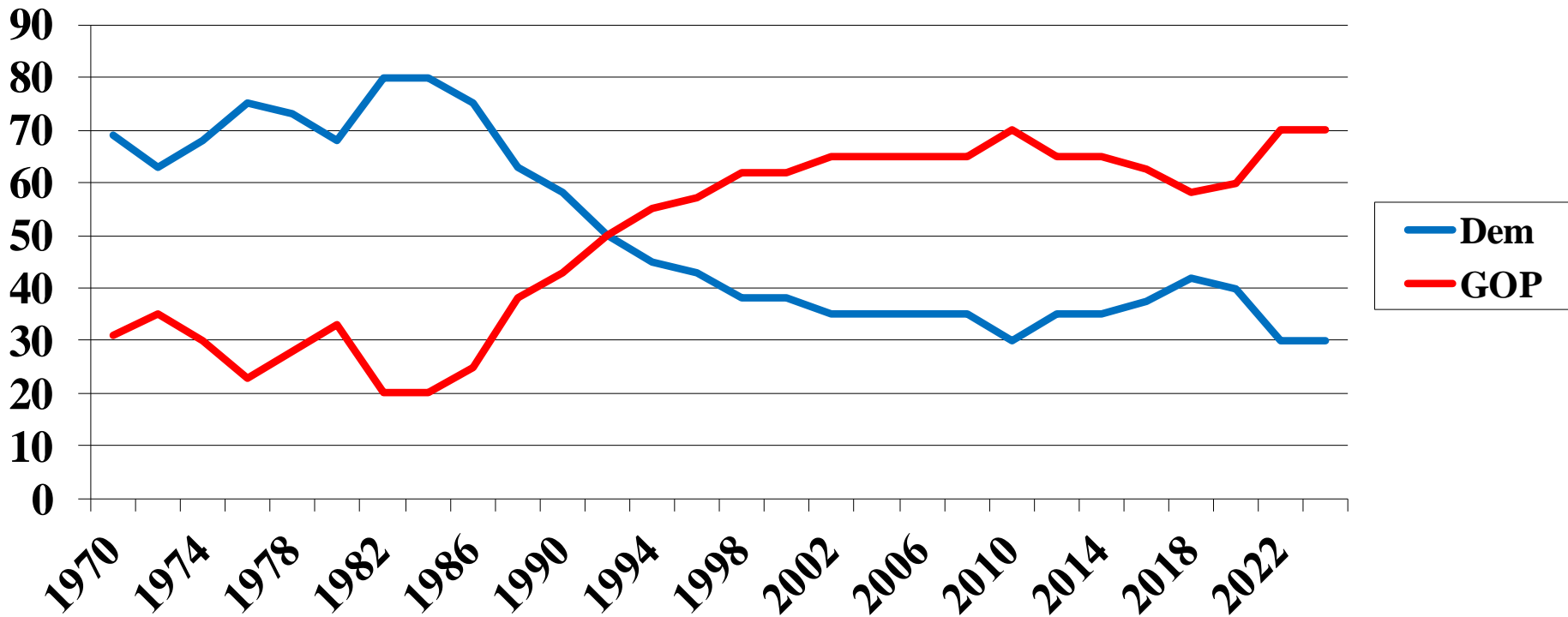
Getting More Republican & Growing



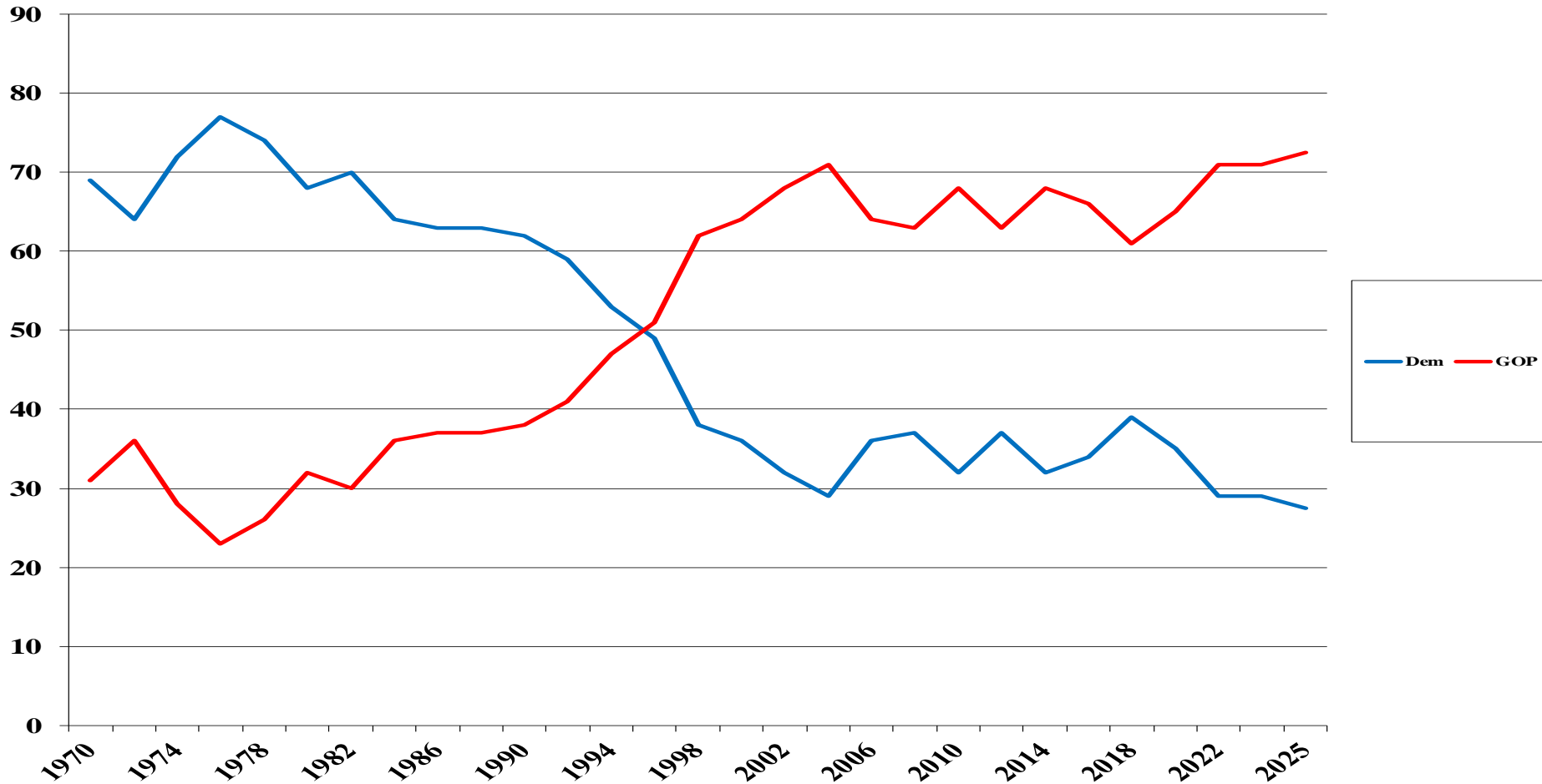
Change in Political Makeup Congress



Change in Political Makeup Florida Senate

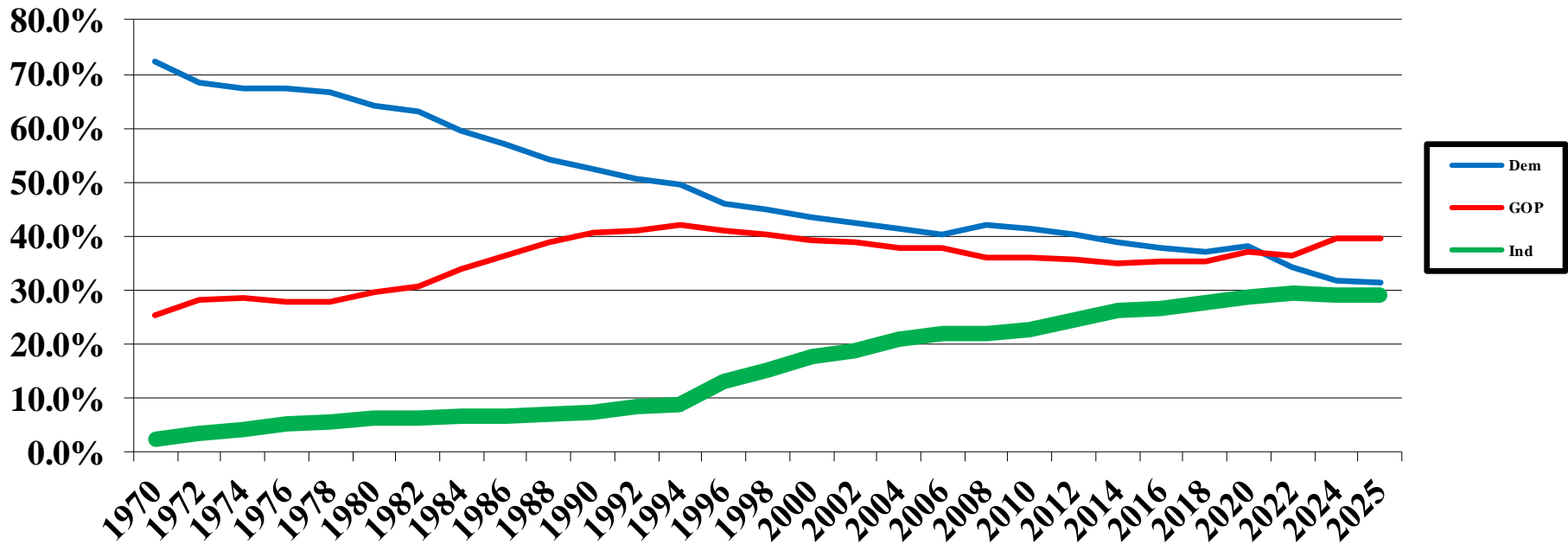


Change in Political Makeup Florida House



Voter Registration & Performance

Change in Political Makeup Voter Registration



Florida Moves More GOP

GOP Advantage today is + 1,206,956

The move toward the GOP is

+1,470,225 since 2018 when Ron DeSantis was elected Governor and Rick Scott was elected US Senate (**a 9.7 point shift**),

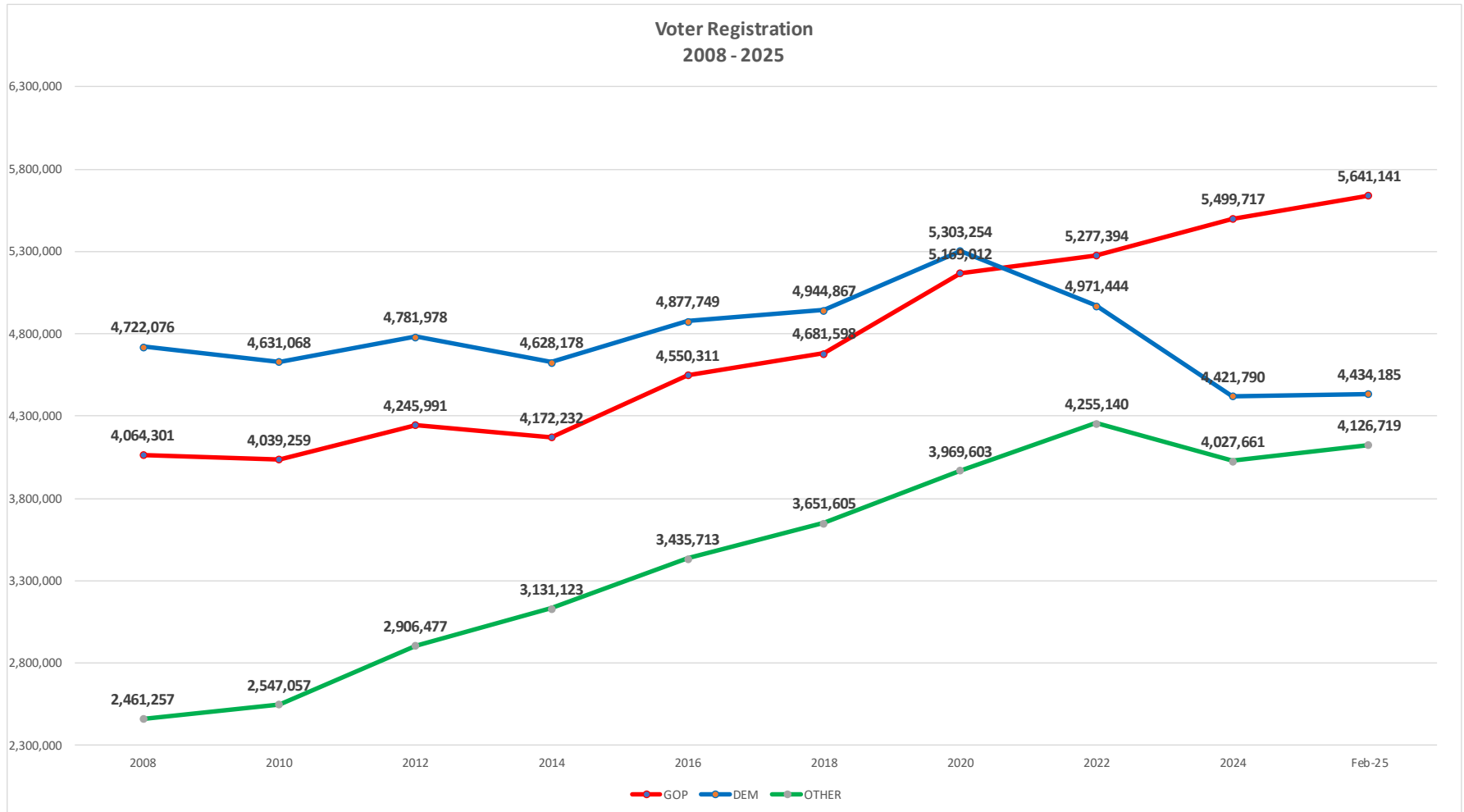
up + 1,341,198 since 2020 Presidential election, and

+129,029 since the 2024 election.

Change in Voter Registration

	2008	2010	2012	2014	2016	2018	2020	2022	2024	Feb-25
GOP	4,064,301	4,039,259	4,245,991	4,172,232	4,550,311	4,681,598	5,169,012	5,277,394	5,499,717	5,641,141
DEM	4,722,076	4,631,068	4,781,978	4,628,178	4,877,749	4,944,867	5,303,254	4,971,444	4,421,790	4,434,185
OTHER	2,461,257	2,547,057	2,906,477	3,131,123	3,435,713	3,651,605	3,969,603	4,255,140	4,027,661	4,126,719
MARGIN	-657,775	-591,809	-535,987	-455,946	-327,438	-263,269	-134,242	305,950	1,077,927	1,206,956

Since the last time a Democrat won top of ticket in Florida (2012) - Dems down 347,793 & GOP up 1,395,150



Gov Performance v. Registration

+1,206,956 (3/26/25)

	Midterm Big Race Winner	GOP Registration Difference	GOP Governor Margin	Difference
2002	Bush	-359,857	655,418	1,015,275
2006	Crist	-283,856	341,556	625,412
2010	Scott	-591,809	61,550	653,359
2014	Scott	-455,946	64,145	520,091
2018	DeSantis	-263,269	32,463	295,732
2022	DeSantis	305,950	1,507,029	1,201,079

In fact, it has been as high as nearly 1.5 million...

1986 D+ 1,175,922	Winner: Bob Martinez (R)	+308,905	GOP Outperformance: + 1,484,827
1990 D+ 701,259	Winner: Lawton Chiles (D)	+460,138	GOP Outperformance: + 241,121
1994 D+ 498,444	Winner: Lawton Chiles (D)	+ 64,940	GOP Outperformance: + 433,504
1998 D+ 399,153	Winner: Jeb Bush (R)	+418,051	GOP Outperformance: + 817,204

Democrat Chances for Control of Florida

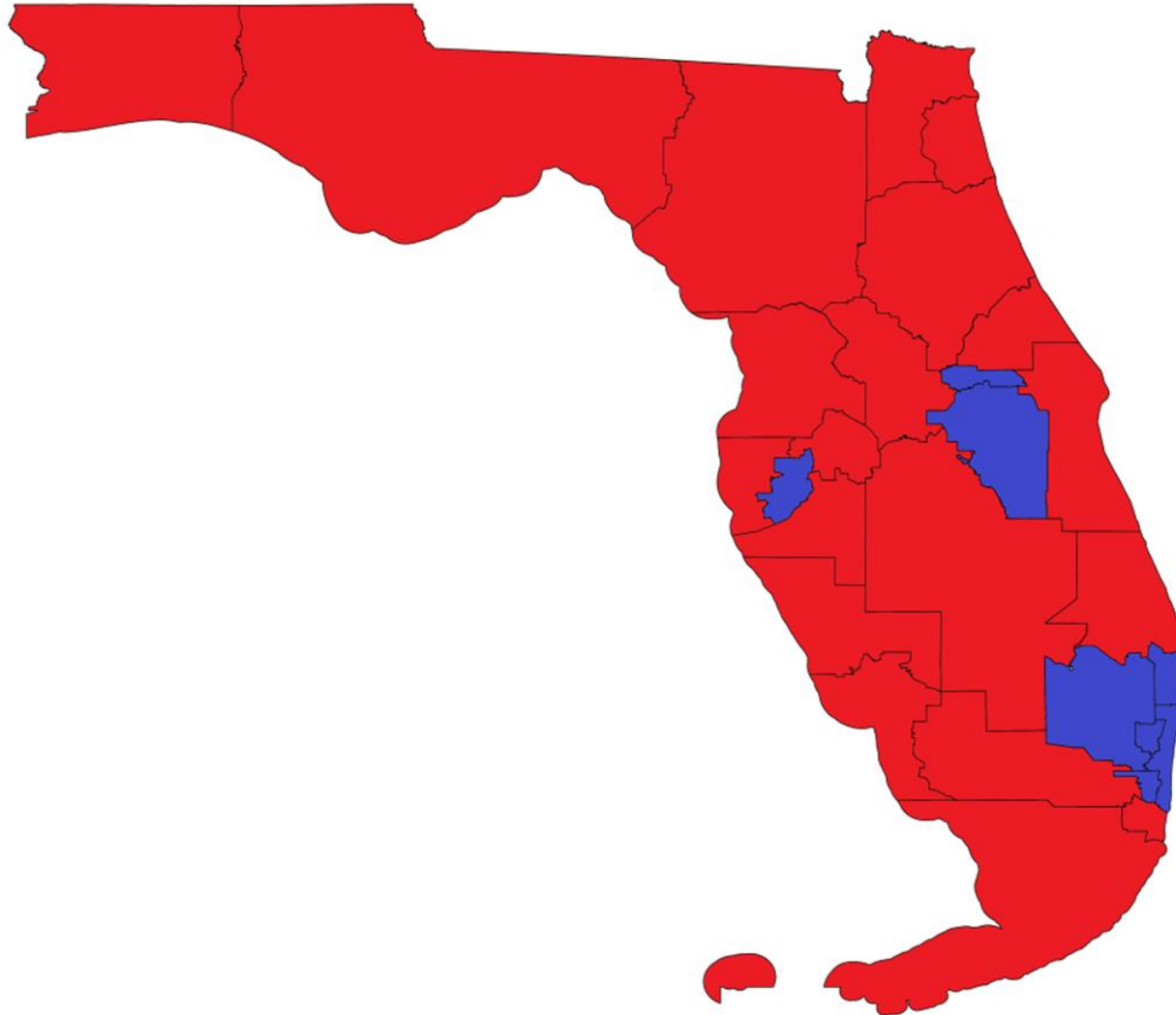


■ None ■ Also none, but in yellow

Federal Races

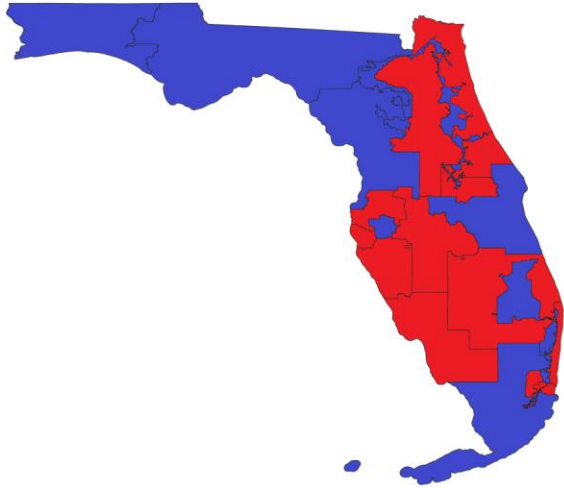


Florida Congressional Districts

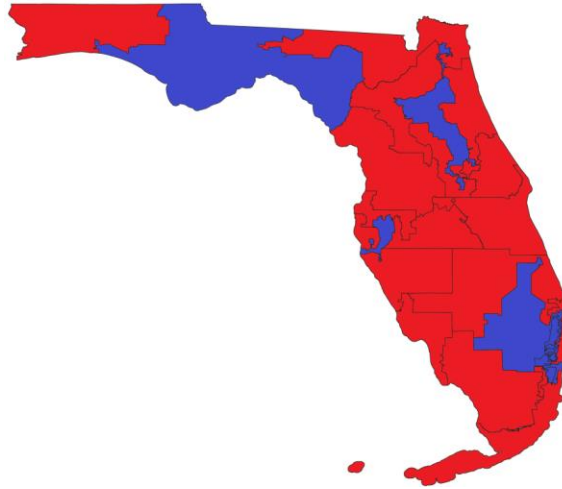


Florida Congressional Districts

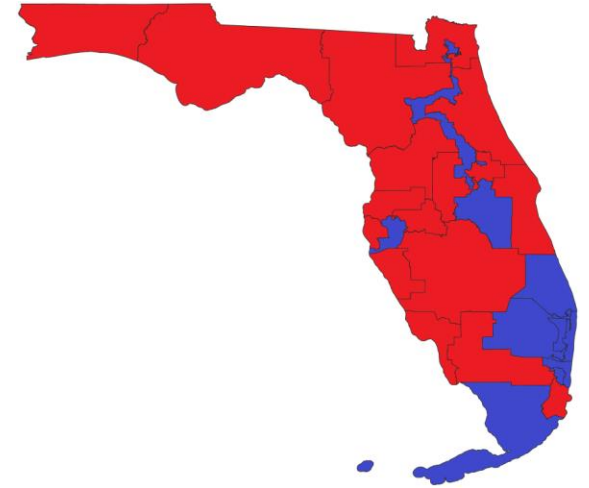
1992



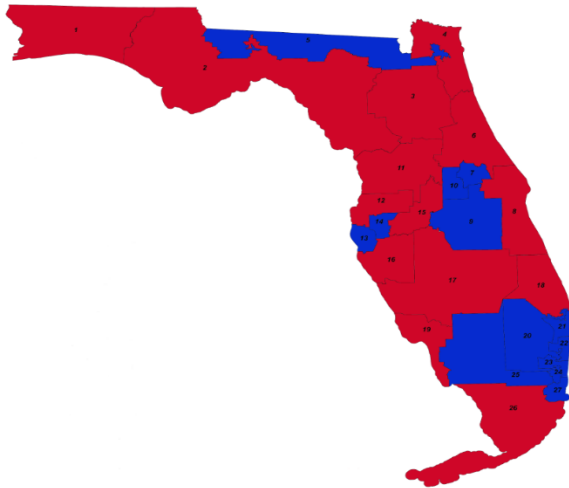
2002



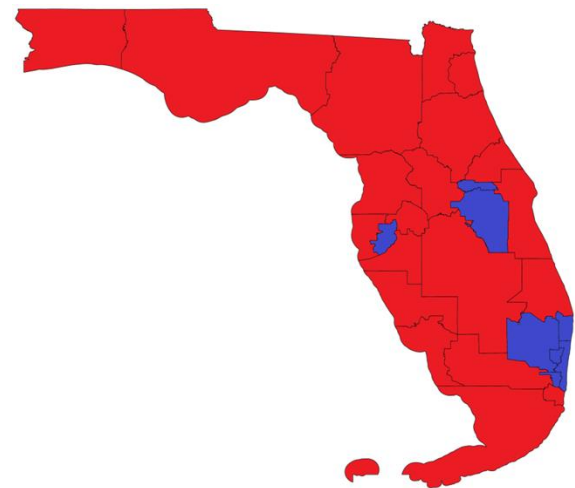
2012



2020



2024



Congress

20		0		2		3		3	
Safe GOP		Lean GOP		Swing		Lean DEM		Safe DEM	
District	Member	District	Member	District	Member	District	Member	District	Member
CD 1	(Open) Gaetz			CD 9	Soto	CD 14	Castor	CD 10	Frost
CD 2	Dunn			CD 23	Moskowitz	CD 22	Frankel	CD 20	Cherfilus-McCormick
CD 3	Cammack					CD 25	Wasserman Schultz	CD 24	Wilson
CD 4	Bean								
CD 5	Rutherford								
CD 6	(Open) Waltz								
CD 7	Mills								
CD 8	Haridopolos								
CD 11	Webster								
CD 12	Bilirakis								
CD 13	Luna								
CD 15	Lee								
CD 16	Buchanan								
CD 17	Steube								
CD 18	Franklin								
CD 19	Donalds								
CD 21	Mast								
CD 26	Diaz-Balart								
CD 27	Salazar								
CD 28	Gimenez								

Congress

2

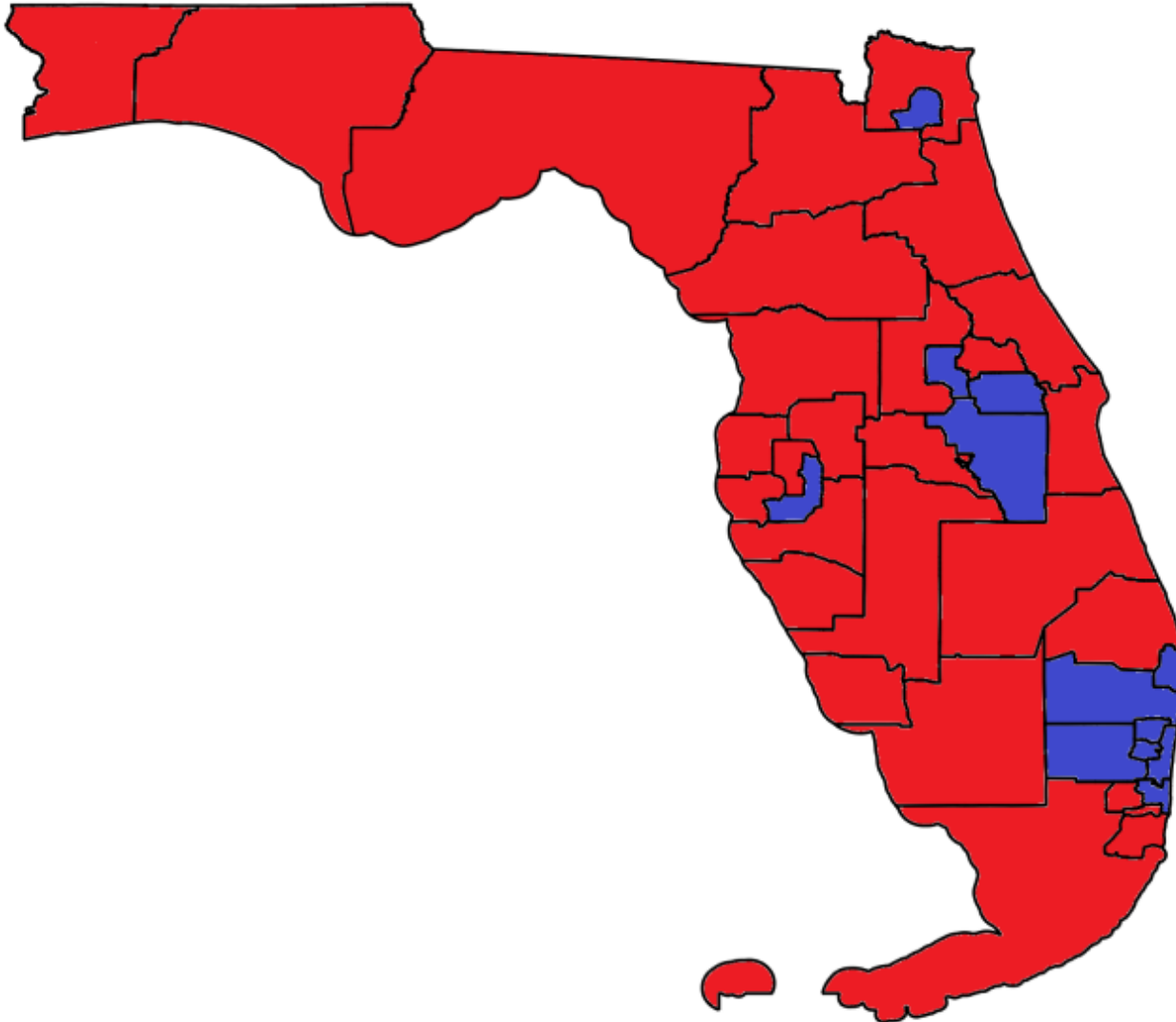
3

Swing				Lean DEM			
District	Member	GOP REG Margin Change since 2022	2024 Election Margin R-D	District	Member	GOP REG Margin Change since 2022	2024 Election Margin R-D
CD 9	Soto	+6.9	-12.6	CD 14	Castor	+6.7	-15.4
CD 23	Moskowitz	+5.5	-4.9	CD 22	Frankel	+6.5	-9.9
				CD 25	Wasserman Schultz	+6.2	-9.0

Florida Senate

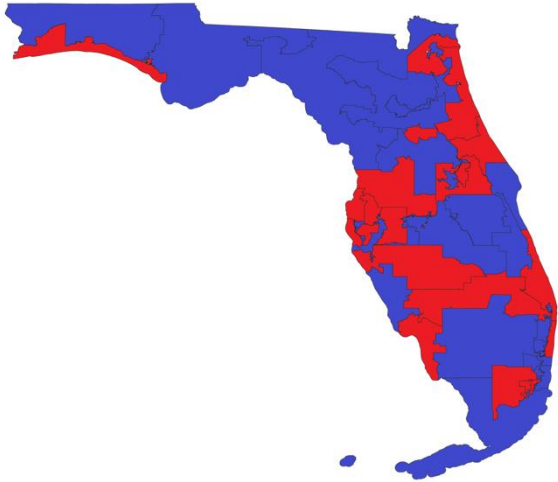


Florida Senate Districts

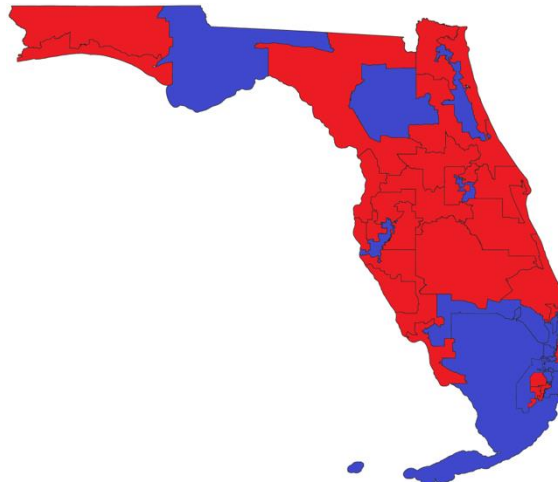


Florida Senate Districts

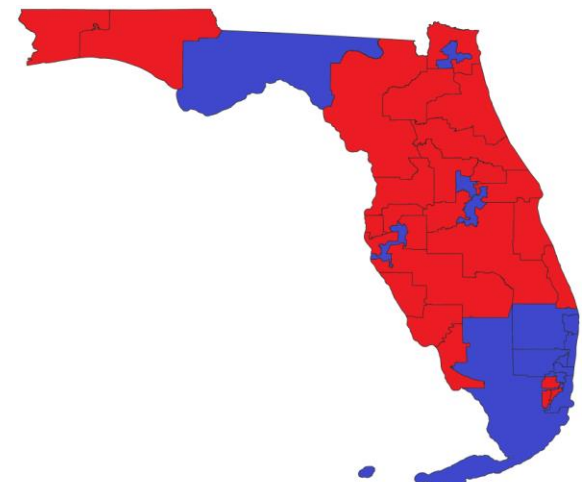
1992



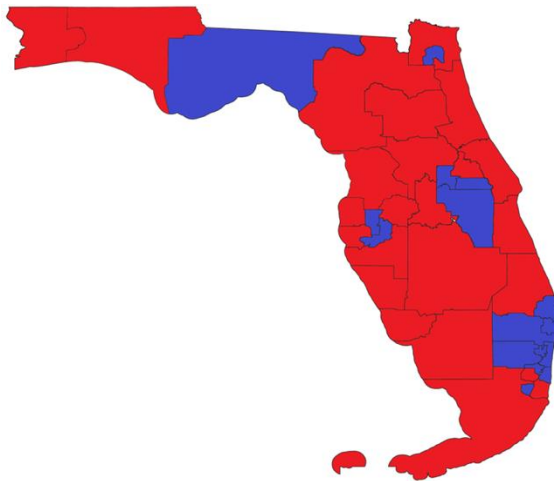
2002



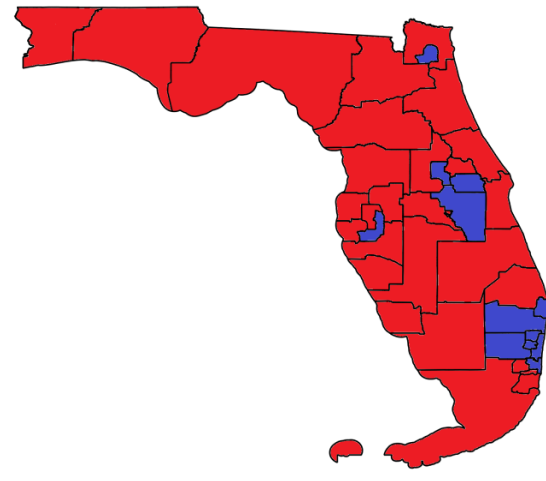
2012



2020



2024



Term Limits

District	Senator	Elected	Termed	2024	2026	2028	2030	2032
8	Wright	2018	2026		Open			
16	Rouson	2016	2026		Open			
22	Gruters	2018	2026		Open			
26	Berman	2018	2026		Open			
28	Passidomo	2016	2026		Open			
21	Hooper	2018	2028			Open		
23	Burgess	2020	2028			Open		
27	Albritton	2018	2028			Open		
31	Harrell	2018	2028			Open		
37	Pizzo	2018	2028			Open		
2	Trumbull	2022	2030				Open	
4	Yarborough	2022	2030				Open	
6	Bradley	2020	2030				Open	
10	Brodeur	2020	2030				Open	
12	Burton	2022	2030				Open	
14	Collins	2022	2030				Open	
18	DiCeglie	2022	2030				Open	
20	Boyd	2020	2030				Open	
30	Polisky	2020	2030				Open	
32	Osgood	2022	2030				Open	
34	Jones	2020	2030				Open	
36	Garcia	2020	2030				Open	
38	Calatayud	2022	2030				Open	
40	Rodriguez	2020	2030				Open	
District	Senator	Elected	Termed	2024	2026	2028	2030	2032
3	Simon	2022	2032					Open
5	Davis	2022	2032					Open
11	Ingolia	2022	2032					Open
15	Thompson	2022	2032					Open
29	Grall	2022	2032					Open
33	Martin	2022	2032					Open
39	Avila	2022	2032					Open
1	Gaetz	2024	2032					Open
7	Leek	2024	2032					Open
9	McClain	2024	2032					Open
13	Truenow	2024	2032					Open
17	Guillermo Smith	2024	2032					Open
24	Bernard	2024	2032					Open
25	Arrington	2024	2032					Open
35	Sharief	2024	2032					Open
19	(Open) Fine	2026	2034					
District	Senator	Elected	Termed	2024	2026	2028	2030	2032

Term Limits

District	Senator	Elected	Termed	2024	2026	2028	2030	2032
2	Trumbull	2022	2030				Open	
4	Yarborough	2022	2030				Open	
6	Bradley	2020	2030				Open	
10	Brodeur	2020	2030				Open	
12	Burton	2022	2030				Open	
14	Collins	2022	2030				Open	
18	DiCeglie	2022	2030				Open	
20	Boyd	2020	2030				Open	
30	Polsky	2020	2030				Open	
32	Osgood	2022	2030				Open	
34	Jones	2020	2030				Open	
36	Garcia	2020	2030				Open	
38	Calatayud	2022	2030				Open	
40	Rodriguez	2020	2030				Open	
3	Simon	2022	2032					Open
5	Davis	2022	2032					Open
11	Ingoglia	2022	2032					Open
15	Thompson	2022	2032					Open
29	Grall	2022	2032					Open
33	Martin	2022	2032					Open
39	Avila	2022	2032					Open
1	Gaetz	2024	2032					Open
7	Leek	2024	2032					Open
9	McClain	2024	2032					Open
13	Truenow	2024	2032					Open
17	Guillermo Smith	2024	2032					Open
24	Bernard	2024	2032					Open
25	Arrington	2024	2032					Open
35	Sharief	2024	2032					Open
19	(Open) Fine	2026	2034					

Term Limits

District	Senator	Elected	Termed	2024	2026	2028	2030	2032
8	Wright	2018	2026		Open			
16	Rouson	2016	2026		Open			
22	Gruters	2018	2026		Open			
26	Berman	2018	2026		Open			
28	Passidomo	2016	2026		Open			
21	Hooper	2018	2028			Open		
23	Burgess	2020	2028			Open		
27	Albritton	2018	2028			Open		
31	Harrell	2018	2028			Open		
37	Pizzo	2018	2028			Open		

Florida Senate Races

23 Safe GOP				3 Lean GOP				4 Swing				5 Lean DEM				5 Safe DEM			
District	Member	Elected	Term Limit	District	Member	Elected	Term Limit	District	Member	Elected	Term Limit	District	Member	Elected	Term Limit	District	Member	Elected	Term Limit
1	Gaetz	2024	2032	14	Collins	2022	2030	3	Simon	2022	2032	17	Guillermo Smith	2024	2032	5	Davis	2022	2032
2	Trumbull	2022	2030	18	DiCeglie	2020	2030	10	Brodeur	2022	2030	24	Bernard	2024	2032	15	Thompson	2022	2032
4	Yarborough	2022	2030	38	Calatayud	2022	2030	25	Arrington	2024	2032	26	Berman	2018	2026	16	Rouson	2016	2026
6	Bradley	2020	2030					37	Pizzo	2018	2028	30	Polsky	2020	2030	32	Osgood	2022	2030
7	Leek	2024	2032									35	Sharief	2024	2032	34	Jones	2020	2030
8	Wright	2018	2026																
9	McClain	2024	2032																
11	Ingoglia	2022	2032																
12	Burton	2022	2030																
13	Truenow	2024	2032																
19	(Open) Fine	2025	?																
20	Boyd	2020	2030																
21	Hooper	2018	2028																
22	Gruters	2018	2026																
23	Burgess	2020	2028																
27	Albritton	2018	2028																
28	Passidomo	2016	2026																
29	Grall	2022	2032																
31	Harrell	2018	2028																
33	Martin	2022	2032																
36	Garcia	2020	2030																
39	Avila	2018	2032																
40	Rodriguez	2020	2030																

Florida Senate Races

23 Safe GOP				3 Lean GOP				4 Swing				5 Lean DEM				5 Safe DEM			
District	Member	Elected	Term Limit	District	Member	Elected	Term Limit	District	Member	Elected	Term Limit	District	Member	Elected	Term Limit	District	Member	Elected	Term Limit
8	Wright	2018	2026	14	Collins	2022	2030	37	Pizzo	2018	2028	26	Berman	2018	2026	16	Rouson	2016	2026
22	Gruters	2018	2026	18	DiCeglie	2022	2030	10	Brodeur	2020	2030	30	Polsky	2020	2030	32	Osgood	2022	2030
28	Passidomo	2016	2026	38	Calatayud	2022	2030	3	Simon	2022	2032	17	Guillermo Smith	2024	2032	34	Jones	2020	2030
21	Hooper	2018	2028					25	Arrington	2016	2024	24	Bernard	2024	2034	5	Davis	2022	2032
23	Burgess	2020	2028									35	Sharief	2024	2032	15	Thompson	2022	2032
27	Albritton	2018	2028																
31	Harrell	2018	2028																
2	Trumbull	2022	2030																
4	Yarborough	2022	2030																
6	Bradley	2020	2030																
12	Burton	2022	2030																
20	Boyd	2020	2030																
36	Garcia	2020	2030																
40	Rodriguez	2020	2030																
11	Ingoglia	2022	2032																
29	Grall	2022	2032																
33	Martin	2022	2032																
39	Avila	2022	2032																
1	Gaetz	2024	2032																
7	Leek	2024	2032																
9	McClain	2024	2032																
13	Truenow	2024	2032																
19	(Open) Fine	2025	?																

Florida Senate Races

10 Safe GOP				3 Lean GOP				1 Swing				3 Lean DEM				3 Safe DEM			
District	Member	Elected	Term Limit	District	Member	Elected	Term Limit	District	Member	Elected	Term Limit	District	Member	Elected	Term Limit	District	Member	Elected	Term Limit
2	Trumbull	2022	2030	14	Collins	2022	2030	10	Brodeur	2022	2030	24	Bernard	2024	2032	16	Rouson	2016	2026
4	Yarborough	2022	2030	18	DiCeglie	2020	2030					26	Berman	2018	2026	32	Osgood	2022	2030
6	Bradley	2020	2030	38	Calatayud	2022	2030					30	Polsky	2020	2030	34	Jones	2020	2030
8	Wright	2018	2026																
12	Burton	2022	2030																
20	Boyd	2020	2030																
22	Gruters	2018	2026																
28	Passidomo	2016	2026																
36	Garcia	2020	2030																
40	Rodríguez	2020	2030																

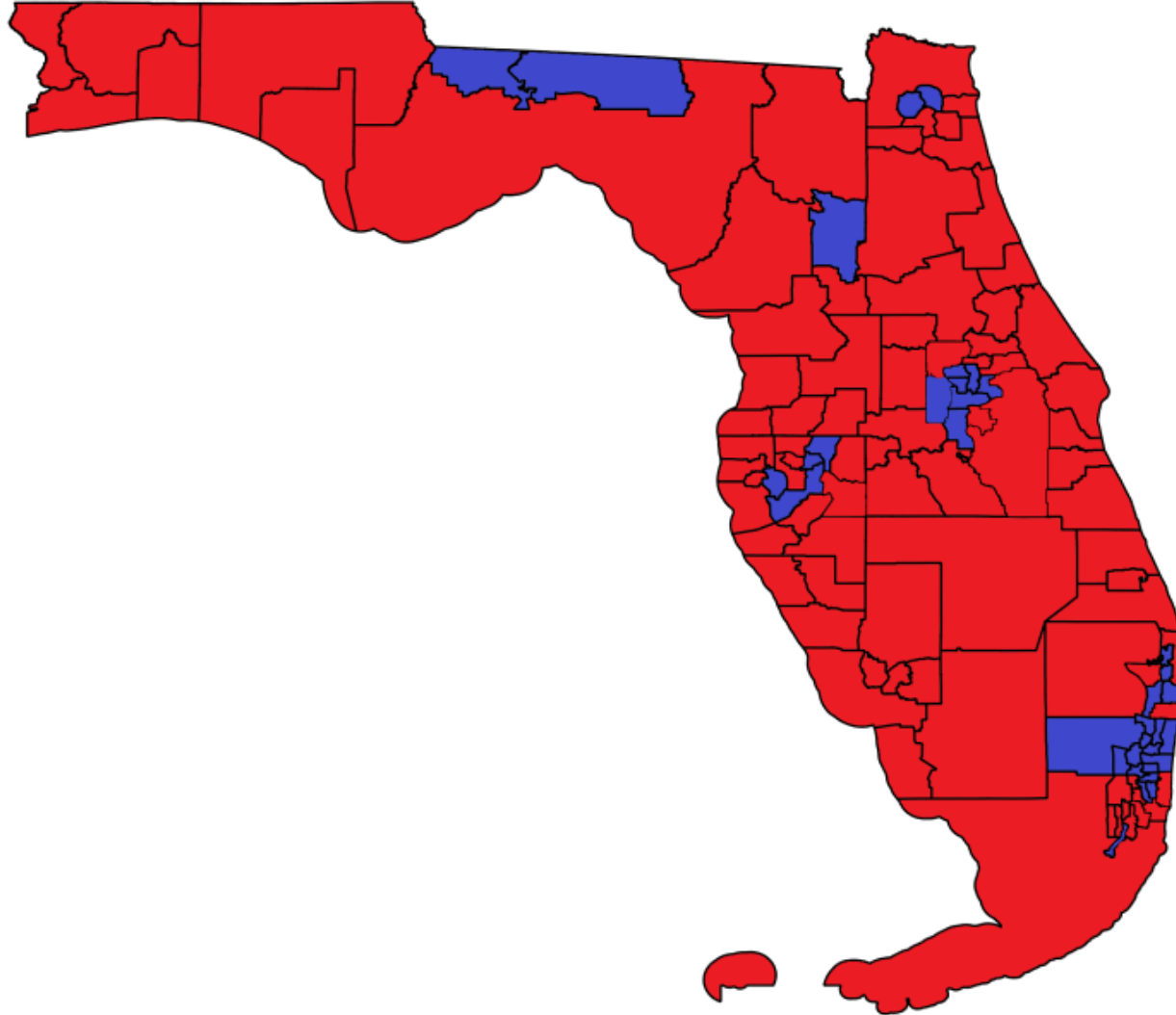
Senate

3 Lean GOP				4 Swing				5 Lean DEM			
District	Member	Margin Change since 2022	2024 Election Margin R-D	District	Member	GOP REG Margin Change since	2024 Election Margin R-D	District	Member	GOP REG Margin Change since	2024 Election Margin R-D
14	Collins	+6.4	N/A	3	Simon	+7.8	+11.3	17	Guillermo Smith	+4.2	N/A
18	DiCeglie	+4.5	N/A	10	Brodeur	+2.3	N/A	24	Bernard	+7.6	N/A
38	Calatayud	+7.5	N/A	25	Arrington	+6.6	+3.0	26	Berman	+6.0	N/A
				37	Pizzo	+7.2	16.5	30	Polsky	+5.5	N/A
								35	Sharief	+5.8	+12.7

Florida House

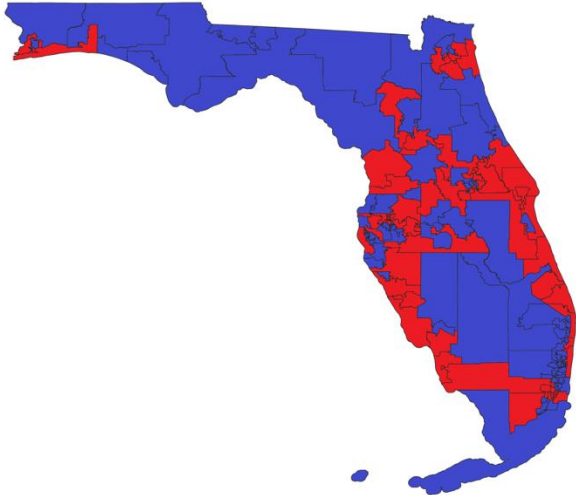


Florida House Districts

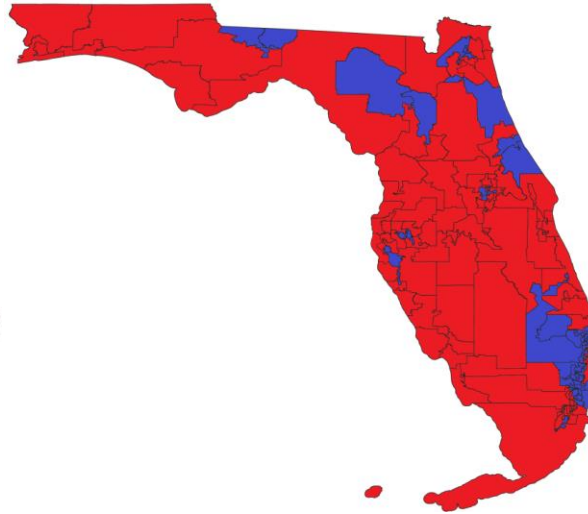


Florida House Districts

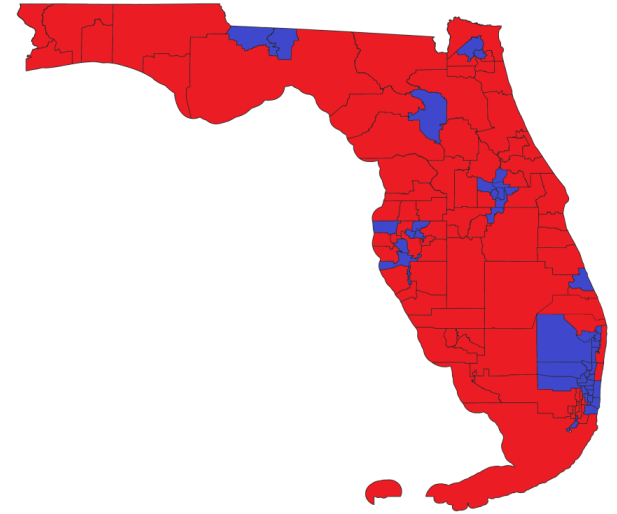
1992



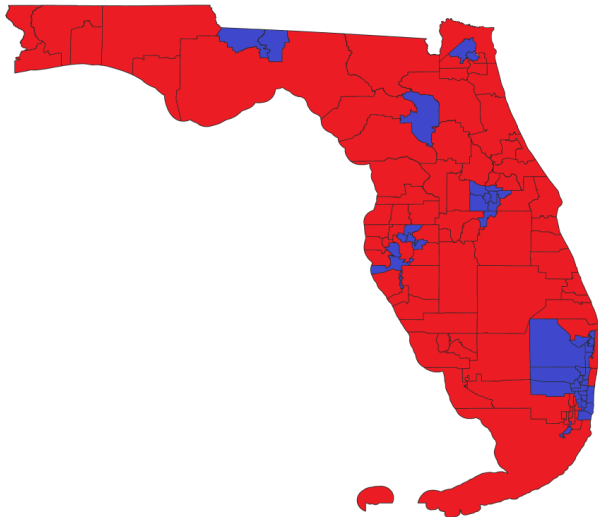
2002



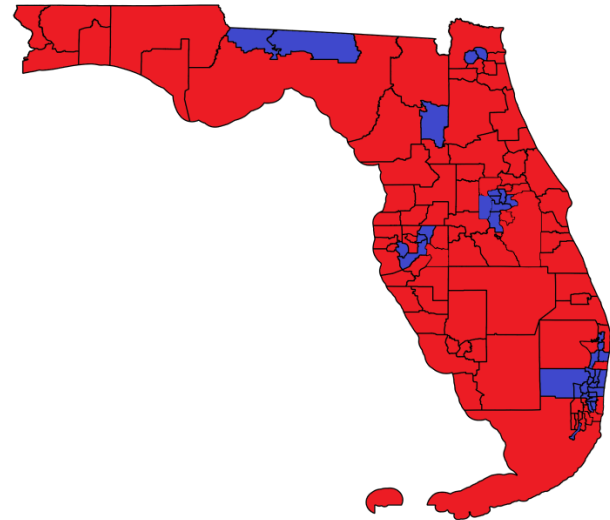
2012



2020



2024



Florida House Races

70			6			18			7			19		
Safe GOP			Lean GOP			Swing			Lean DEM			Safe DEM		
District	Member	Term Limit	District	Member	Term Limit	District	Member	Term Limit	District	Member	Term Limit	District	Member	Term Limit
1	Salzman	2028	22	Johnson	2032	9	Tant	2028	42	Eskamani	2026	8	Franklin	2030
2	Andrade	2026	61	Chaney	2028	35	Booth	2032	44	Harris	2030	13	Nixon	2028
3	(Open) Rudman	2034	65	Gonzalez Pittman	2030	36	Plakon	2030	60	Cross	2030	14	Daniels	2030
4	Maney	2028	73	McFarland	2028	37	Plasencia	2030	67	(Open) Driskell	2026	21	Hinson	2028
5	Abbott	2030	91	Gossett-Seidman	2030	38	(Open) D Smith	2026	90	(Open) Caselle	2026	40	Davis	2030
6	Griffitts	2030	100	(Open) LaMarca	2026	39	Bankson	2030	92	Skidmore	2028	41	Antone	2030
7	Shoaf	2028				43	Lopez	2030	95	Hunschofsky	2028	46	Alvarez	2032
10	Brannan	2026				45	Spencer	2032				62	Rayner	2028
11	Garrison	2028				47	Stark	2030				63	Hart	2026
12	Duggan	2026				64	(Open) Valdes	2026				88	Edmonds	2030
15	Black	2030				89	Tendrich	2032				96	Daley	2028
16	Michael	2030				93	Gerwig	2032				97	Dunkley	2030
17	Baker	2030				101	Cassel	2030				98	Rosenwald	2032
18	Kendall	2032				102	Gottlieb	2026				99	Campbell	2030
19	Greco	2032				103	Bartleman	2028				104	Robinson, F	2028
20	Sapp	2032				106	Basabe	2030				105	Woodson	2028
23	Grow	2032				113	Lopez	2030				107	Aristide	2032
24	Chamberlin	2032				117	Chambliss	2028				108	Josaph	2026
25	Yarkosky	2030										109	Gantt	2030
26	Cobb	2032												
27	Gentry	2032												
28	Partington	2032												
29	Barnaby	2028												
30	Tramont	2030												
31	Sirios	2026												
32	(Open) Mayfield	2034												
33	Miller	2032												
34	Brackett	2030												
48	Albert	2032												
49	Johnson	2032												
50	Canady	2030												
51	Tomkow	2026												
52	Temple	2030												
53	Holcomb	2030												
54	Maggard	2028												
55	Steele	2030												
56	Yaezer	2030												
57	Anderson	2030												
58	Berfield	2030												
59	Jacques	2030												
66	Koster	2028												
68	McClure	2026												
69	Alvarez	2030												
70	Owen	2032												
71	Robinson, W	2026												
72	Conerly	2032												
74	Buchanan	2026												
75	Nix	2032												
76	Oliver	2032												
77	Esposito	2030												
78	Persons-Mulicka	2028												
79	Giallombardo	2028												
80	Botana	2028												
81	Benarroch	2032												
82	Melo	2028												
83	Tuck	2028												
84	Trabulsy	2028												
85	(Open) Overdorf	2026												
86	Snyder	2028												
87	(Open) Caruso	2028												
94	Weinberger	2032												
110	Fabricio	2028												
111	Borrero	2030												
112	Rizo	2028												
114	Busatta	2028												
115	Blanco	2032												
116	Perez	2026												
118	Redondo	2032												
119	Porras	2030												
120	Mooney	2028												

Florida House Races

70			6			18			7			19		
Safe GOP			Lean GOP			Swing			Lean DEM			Safe DEM		
District	Member	Term Limit	District	Member	Term Limit	District	Member	Term Limit	District	Member	Term Limit	District	Member	Term Limit
2	Andrade	2026	100	LaMarca	2026	38	D Smith	2026	42	Eskamani	2026	63	Hart	2026
10	Brannan	2026	61	Chaney	2028	64	Valdes	2026	67	Driskell	2026	108	Joseph	2026
12	Duggan	2026	73	McFarland	2028	102	Gottlieb	2026	90	Casello	2026	13	Nixon	2028
31	Sirios	2026	65	Gonzalez Pittman	2030	9	Tant	2028	92	Skidmore	2028	21	Hinson	2028
51	Tomkow	2026	91	Gossett-Seidman	2030	103	Bartleman	2028	95	Hunschofsky	2028	62	Rayner	2028
68	McClure	2026	22	Johnson	2032	117	Chambliss	2028	44	Harris	2030	96	Daley	2028
71	Robinson, W	2026				36	Plakon	2030	60	Cross	2030	104	Robinson, F	2028
74	Buchanan	2026				37	Plasencia	2030				105	Woodson	2028
85	Overdorf	2026				39	Bankson	2030				8	Franklin	2030
87	Caruso	2026				43	Lopez	2030				14	Daniels	2030
116	Perez	2026				47	Stark	2030				40	Davis	2030
1	Salzman	2028				101	Cassel	2030				41	Antone	2030
4	Maney	2028				106	Basabe	2030				88	Edmonds	2030
7	Shoaf	2028				113	Lopez	2030				97	Dunkley	2030
11	Garrison	2028				35	Booth	2032				99	Campbell	2030
29	Barnaby	2028				45	Spencer	2032				109	Gantt	2030
54	Maggard	2028				89	Tendrich	2032				46	Alvarez	2032
66	Koster	2028				93	Gerwig	2032				98	Rosenwald	2032
78	Persons-Mulicka	2028										107	Aristide	2032
79	Giallombardo	2028												
80	Botana	2028												
82	Melo	2028												
83	Tuck	2028												
84	Trabulsey	2028												
86	Snyder	2028												
110	Fabricio	2028												
112	Rizo	2028												
114	Busatta	2028												
120	Mooney	2028												
5	Abbott	2030												
6	Griffitts	2030												
15	Black	2030												
16	Michael	2030												
17	Baker	2030												
25	Yarkosky	2030												
30	Tramont	2030												
34	Brackett	2030												
50	Canady	2030												
52	Temple	2030												
53	Holcomb	2030												
55	Steele	2030												
56	Yaeger	2030												
57	Anderson	2030												
58	Berfield	2030												
59	Jacques	2030												
69	Alvarez	2030												
77	Esposito	2030												
111	Borrero	2030												
119	Porras	2030												
18	Kendall	2032												
19	Cresco	2032												
20	Sapp	2032												
23	Grow	2032												
24	Chamberlin	2032												
26	Cobb	2032												
27	Gentry	2032												
28	Partington	2032												
33	Miller	2032												
48	Albert	2032												
49	Johnson	2032												
70	Owen	2032												
72	Conerly	2032												
75	Nix	2032												
76	Oliver	2032												
81	Bennaroch	2032												
94	Weinberger	2032												
115	Blanco	2032												
118	Redondo	2032												
3	(Open) Rudman	2034												
32	(Open) Mayfield	2034												

House

Lean GOP				Swing				Lean DEM			
District	Member	Margin Change since 2022	2024 Election Margin R-D	District	Member	Margin Change since 2022	2024 Election Margin R-D	District	Member	Margin Change since 2022	2024 Election Margin R-D
22	Johnson	+5.0	+13.1	9	Tant	+5.5	-14.1	42	Eskamani	+1.7	-17.7
61	Chaney	+3.8	+12.5	35	Booth	+4.0	+4.0	44	Harris	+4.5	N/A
65	Gonzalez Pittman	+5.5	+14.5	36	Plakon	+2.8	+7.2	60	Cross	+3.7	-7.3
73	McFarland	+6.6	+12.6	37	Plasencia	+3.9	+0.6	67	(Open) Driskell	+4.4	-9.3
91	Gossett-Seidman	+6.5	+9.1	38	(Open) D Smith	+2.3	+0.8	90	(Open) Casello	+6.1	-12.2
100	(Open) LaMarca	+5.0	+14.8	39	Bankson	+2.0	+5.1	92	Skidmore	+6.4	N/A
				43	Lopez	+6.0	-14.7	95	Hunschofsky	+4.5	N/A
				45	Spencer	+2.5	-1.7				
				47	Stark	+7.2	+1.6				
				64	(Open) Valdes	+8.6	-4.8				
				89	Tendrich	+8.6	-2.4				
				93	Gerwig	+5.0	+0.4				
				101	Cassel	+8.2	N/A				
				102	Gottlieb	+4.9	-7.1				
				103	Bartleman	+4.9	-8.3				
				106	Basabe	+8.1	+4.2				
				113	Lopez	+6.4	+9.3				
				117	Chambliss	+11.3	-5.8				

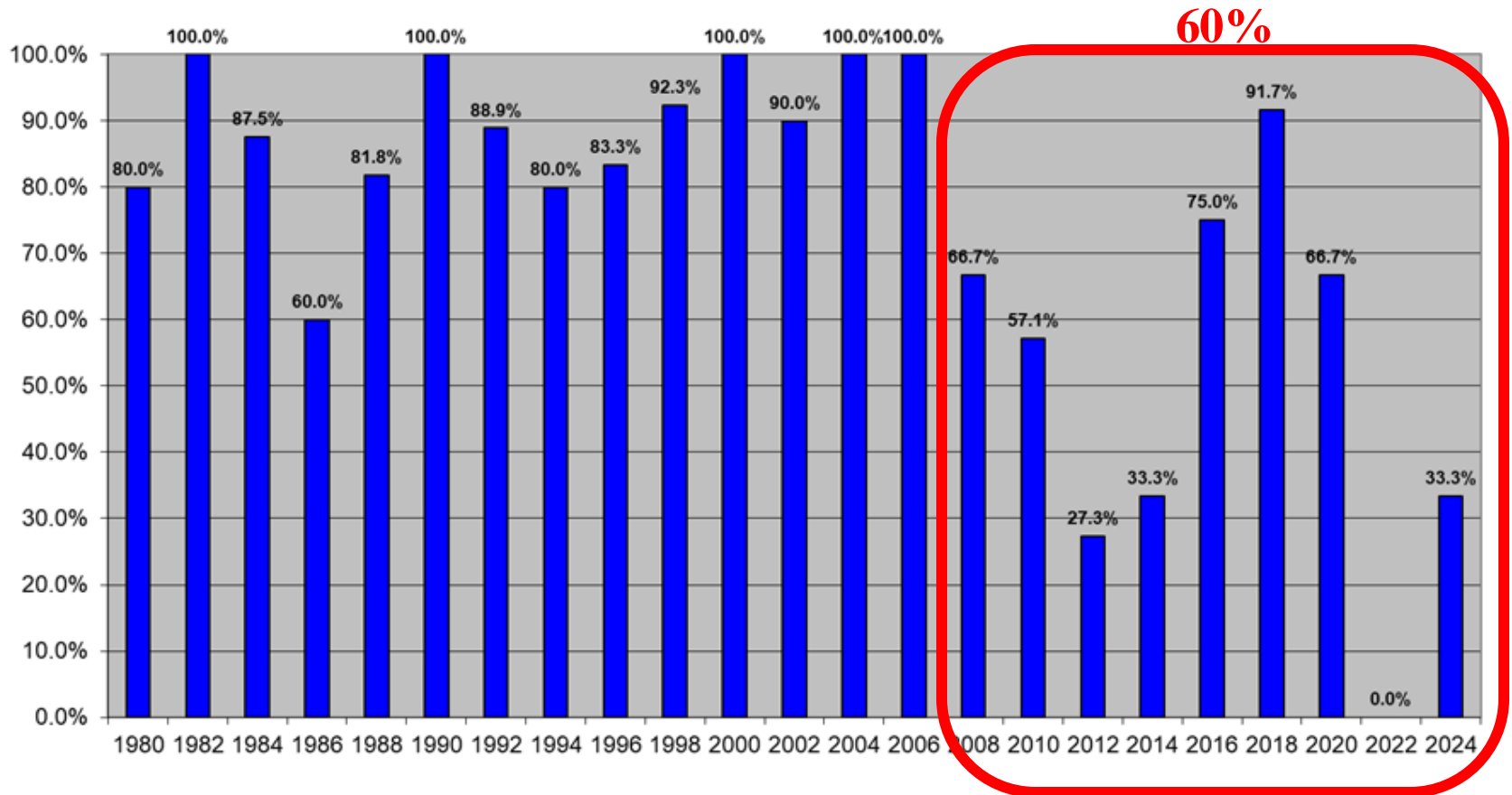
Changes In My Rankings

Safe GOP				Safe DEM			
Cycle Start	Congress	State Senate	State House	Congress	State Senate	State House	Cycle Start
2015	6	10	35	8	11	34	2015
2017	9	11	35	8	9	34	2017
2019	9	12	35	8	9	33	2019
2021	9	14	42	8	11	34	2021
2023	13	16	46	6	11	27	2023
2025	20	23	70	3	5	19	2025

2024 Amendments



Florida Ballot Initiatives Passage Rate 1980 - 2024



2026 Outlook



Making America Florida *2025*





Florida White House

- **Donald J. Trump – President and Leader of the Free World**
- Susie Wiles - Chief of Staff
- James Blair - Assistant to the President and deputy chief of staff for legislative, political and public affairs.
- Taylor Budowich – Assistant to the President and deputy chief of staff for communications and personnel
- **(Withdrawn) Former Rep. Matt Gaetz – Attorney General**
- Former Florida AG Pam Bondi – Attorney General
- Todd Blanche – Deputy Attorney General
- Sen. Marco Rubio - Secretary of State
- Florida Rep. Mike Walz - National Security Adviser
- Brian Hughes – Deputy National Security Adviser for strategic communications
- Steve Witkoff – Special Envoy
- Dr. Janette Nesheiwat (Mike Waltz’ sister-in-law) – Surgeon General
- Dr. Mehmet Oz – Administrator for Centers for Medicare and Medicaid Services
- **(Withdrawn) Former Florida Rep. Dave Weldon - Centers for Disease Control and Prevention**
- **(Withdrawn) Hillsborough County Sheriff Chad Chronister – Drug Enforcement Agency Administrator**
- Jared Isaacman - Director of National Aeronautics and Space Administration
- Paul Atkins - Securities and Exchange Commission Chairman
- Keith Sonderling – Deputy Labor Secretary
- Trent Morse – Deputy Director of Presidential Personnel

- Orlando Attorney Dan Newlin – Ambassador to Colombia.
- Mike Huckabee – Ambassador to Israel
- Kimberly Guilfoyle – Ambassador to Greece
- Dr. Peter Lamelas -- Ambassador to Argentina
- Kevin Cabrera – Ambassador to Panama
- Benjamin Leon – Ambassador to Spain

November 2024

US Senator Marco Rubio

Lt. Governor Jeanette Nunez

Attorney General Ashley Moody

CFO Jimmy Patronis

Congress

State Senate

State House

Led to Change Since November

US Senator Marco Rubio

US Senator Ashley Moody

Lt. Governor Jeanette Nunez

Lt. Governor ?

Attorney General Ashley Moody

Attorney General James Uthmeier

CFO Jimmy Patronis

CFO ?

Congress

New CD 1 & 6

State Senate

New SD 19 & 15

State House

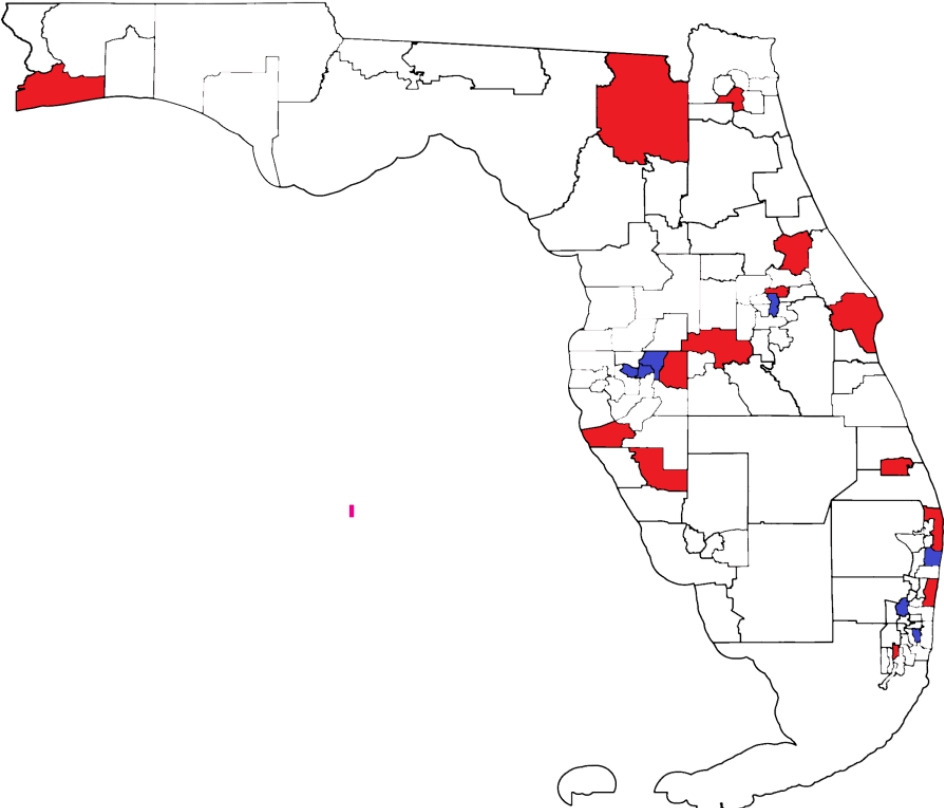
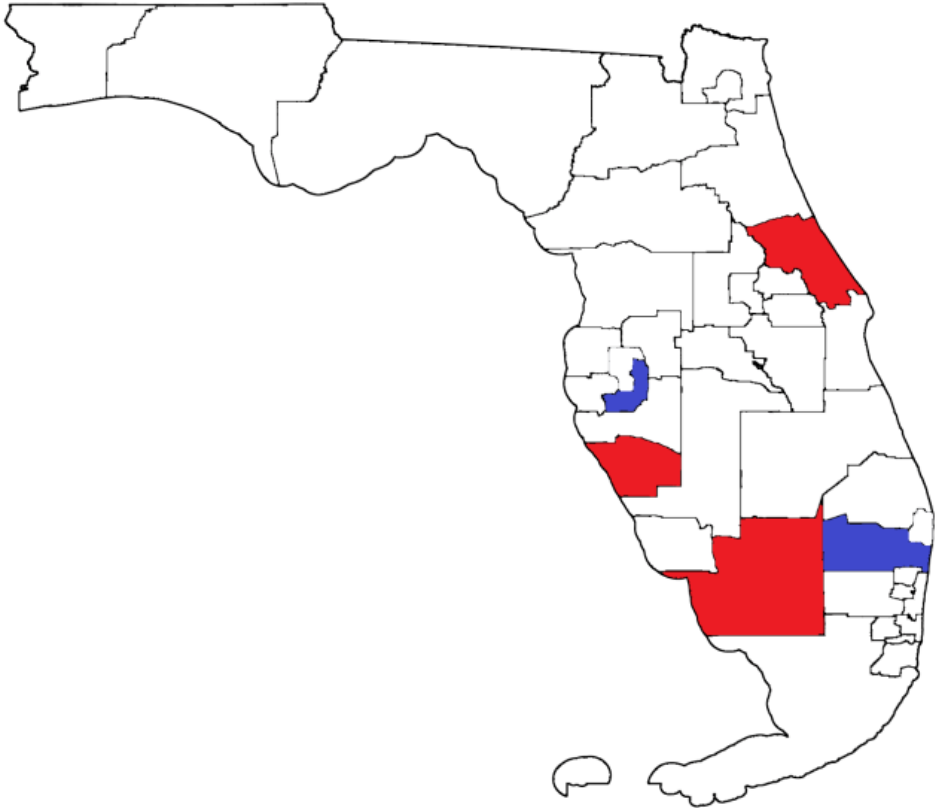
Two party switchers & New HD 2 & 32

2026 Outlook



2026 Election

US Senate
Governor
Cabinet
Congress



2026 Election Cycle

Trump Election Impact

Open State Races

28 Congressional Races

20 State Senate Races (5 open 3R/2D)

120 State House Races (20 open 13R/7D)

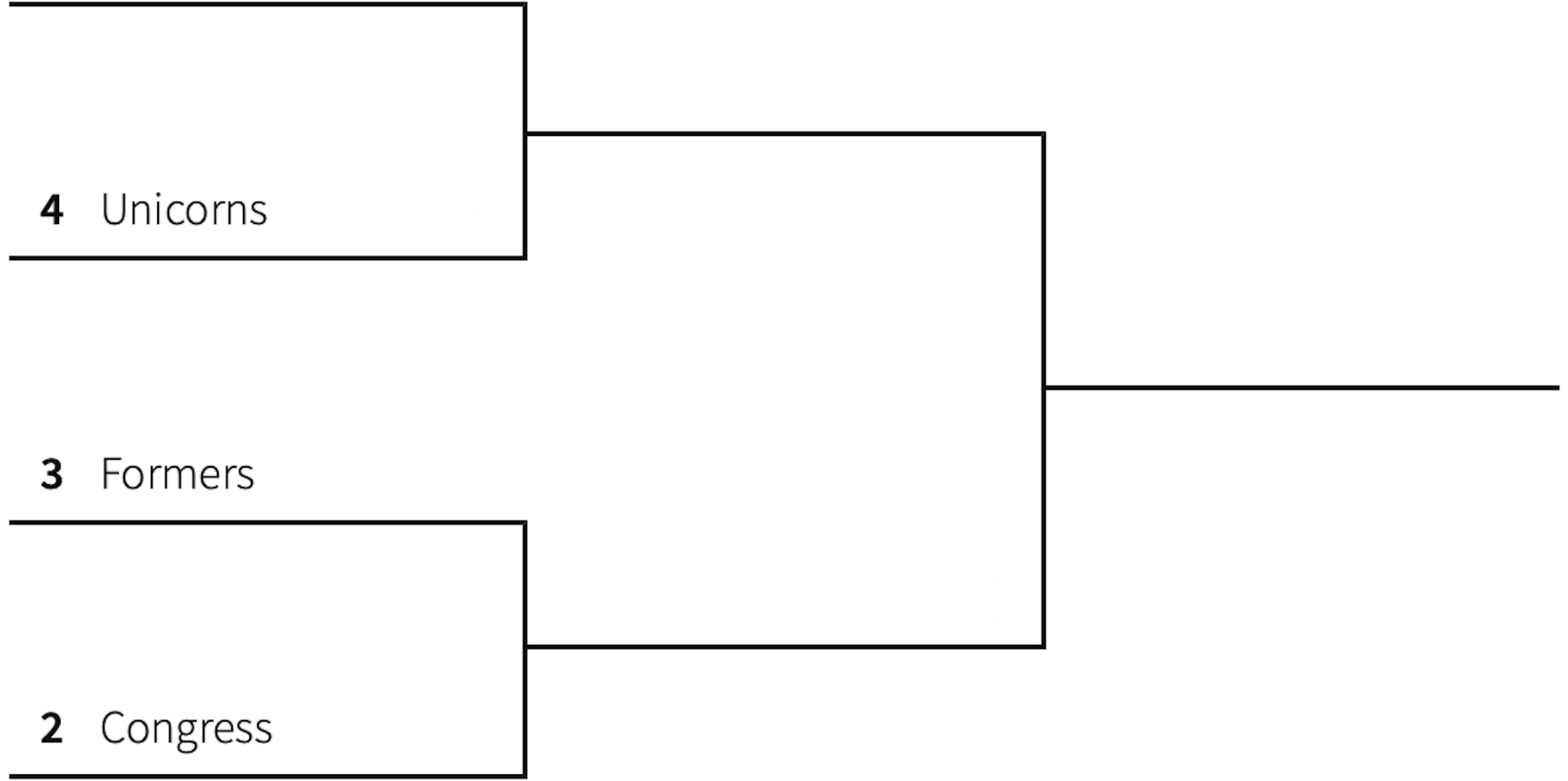
Florida Governor 2026

1 Statewides

4 Unicorns

3 Formers

2 Congress



Cost of Campaigns



How Much Money was Raised in Florida State Elections:

Presidential Cycles

\$ 240.1 million - 2008

\$ 283.8 million - 2012

\$ 379.6 million - 2016

\$ 508.4 million – 2020

\$1,022.1 million - 2024

Gubernatorial Cycles

\$ 537.4 million - 2010

\$ 572.9 million - 2014

\$ 973.3 million – 2018

\$1,129.2 million - 2022

Fiscal Impact on All GOP Opposed



IN THE NEWS

FLORIDA DEMOCRATS FILE TO CONTEST ALL 28 CONGRESSIONAL DISTRICTS IN 2024

April 26, 2024

IN THE NEWS

FLORIDA DEMOCRATS CONTEST EVERY LEGISLATIVE SEAT FOR FIRST TIME SINCE STATE FLIPPED

June 14, 2024

2022 GOP Senate Districts Unopposed in General Elections

10 – 42%

2022 GOP House Districts Unopposed in General Elections

32 – 41%

2024 Finances GOP v DEM

State Senate

Senate	Hard	Soft	Total	Cash on Hand
GOP	\$ 4,920,073.99	\$ 27,480,438.02	\$ 32,400,512.01	\$ 17,007,935.93
DEMS	\$ 874,270.34	\$ 1,727,526.75	\$ 2,601,797.09	\$ 156,910.52
Ratio	5.6-1	15.9-1	12.5-1	108.4-1

State House

House	Hard	Soft	Total	Cash on Hand
GOP	\$ 16,081,772.30	\$ 34,005,270.51	\$ 50,087,042.81	\$ 19,320,864.95
DEMS	\$ 3,691,472.39	\$ 2,183,259.11	\$ 5,874,731.50	\$ 597,932.61
Ratio	4.4-1	15.6-1	8.5-1	32.3-1

Oppose All Candidates

Lose in Landslides

Seats Won BY	Congress	Senate	House
GOP 10-20%	19	14	75
GOP 0-10%	1	0	10
DEM 0-10%	3	1	8
DEM 10-20%	4	2	9

Money



Cost of Campaigns Averages

Candidate Averages	
Candidate Type	Hard & Soft Dollar Totals
REP STS	\$956,890.26
DEM STS	\$354,142.15
REP STR	\$260,936.76
DEM STR	\$116,106.76

Cost of Campaigns Averages

Top 10 Most Competitive House Races by General Election Margin	
District	Hard & Soft Dollar Totals
64	\$126,830.00
39	\$275,867.52
89	\$289,932.59
47	\$412,563.99
93	\$597,083.03
45	\$600,036.26
37	\$702,224.84
35	\$885,862.10
106	\$929,208.25
38	\$1,474,461.80

Top 10 Most Competitive Senate Races by General Election Margin	
District	Hard & Soft Dollar Totals
9	\$849,443.35
31	\$894,730.38
23	\$1,151,850.17
19	\$1,531,718.48
25	\$1,648,278.04
35	\$1,767,451.58
37	\$2,242,070.66
21	\$2,875,360.29
13	\$3,062,017.52
3	\$6,117,505.66

One Senate Primary

	Monetary	Loans	InKind	Expend	Other
David Shoar (REP)	\$ 77,925.00	\$ -	\$ -	\$ 77,925.00	\$ 751.51
Tom Leek (REP)	\$ 844,003.21	\$ -	\$ 240,589.37	\$ 844,003.21	\$ 25,328.31
Gerry James (REP)	\$ 57,027.91	\$ 50,412.27	\$ 1,131.25	\$ 107,440.18	\$ -
GRAND TOTAL	\$ 978,956.12	\$ 50,412.27	\$ 241,720.62	\$ 1,029,368.39	\$ 26,079.82

\$ 20,541,315.81

Where Do We Stack Up?



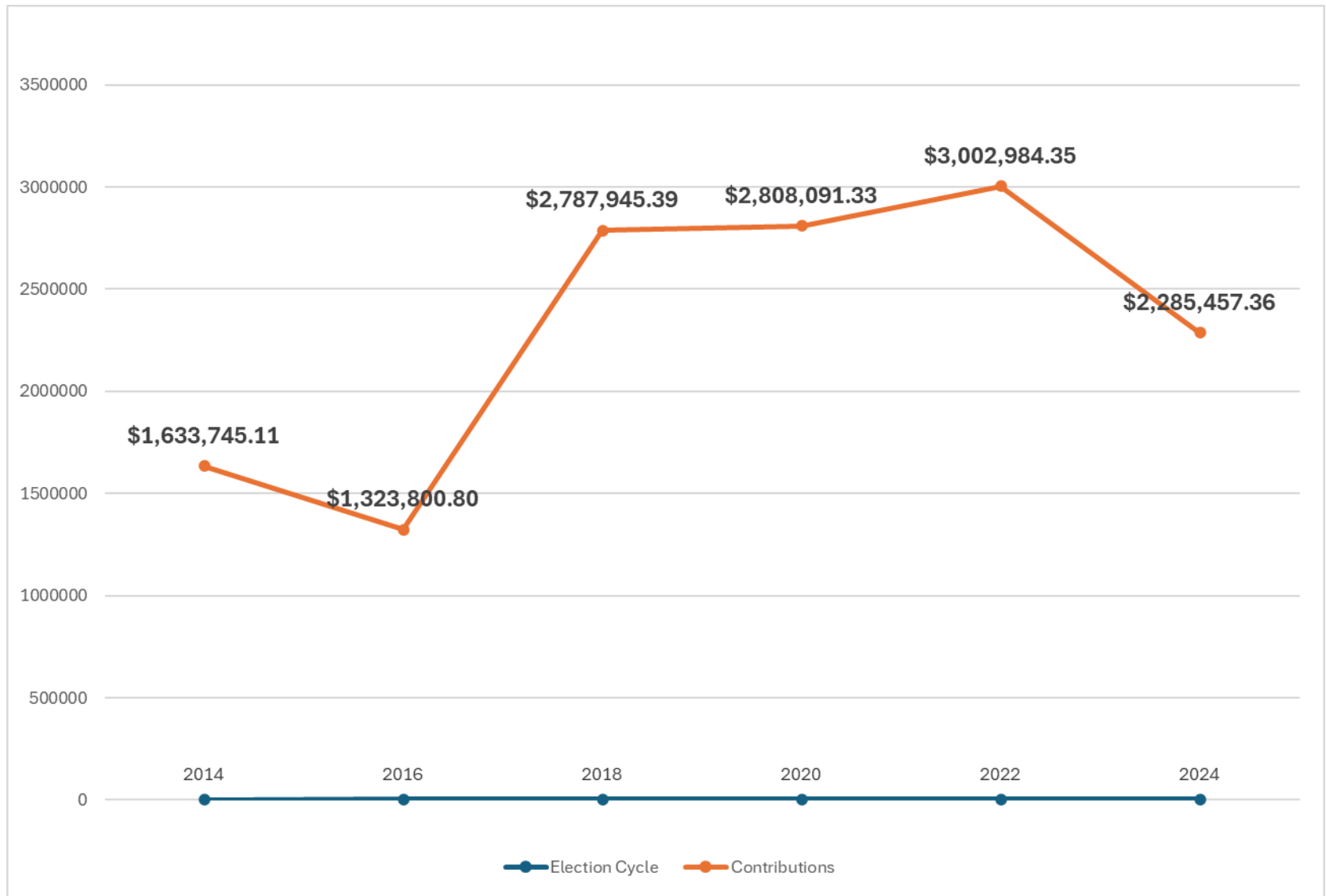
Beer Industry Giving

Donor Name	2014 TOTAL	2016 TOTAL	2018 TOTAL	2020 TOTAL	2022 TOTAL	2024 TOTAL	2014-2024 GRAND TOTAL
BEER DISTRIBUTOR'S COMMITTEE FOR GOOD GOVERNMENT	\$137,440.82	\$223,800.00	\$151,500.00	\$316,000.00	\$266,000.00	\$ 280,500.00	\$1,375,240.82
BERNIE LITTLE DISTRIBUTORS INC	\$28,190.04	\$8,500.00	\$74,115.54	\$42,386.00	\$48,986.00	\$ 42,304.36	\$244,481.94
BROWN DISTRIBITING COMPANY INC	\$5,715.22	\$2,100.00	\$24,925.81	\$46,684.00	\$51,795.00		\$131,220.03
BURCKHARDT DISTRIBUTING CO INC	\$28,041.12	\$16,950.00	\$45,234.67	\$47,986.00	\$66,029.00		\$204,240.79
BUSCH TRANSOU LLC	\$14,714.89	\$4,500.00	\$106,551.97	\$27,872.00	\$74,787.00	\$ 49,875.17	\$278,301.03
CARROLL DISTRIBUTING COMPANY	\$18,320.22	\$8,500.00	\$31,471.19	\$28,286.00	\$41,249.00	\$ 28,144.88	\$155,971.29
CHAMPION BRANDS INC	\$17,498.81	\$22,998.11	\$40,435.36	\$89,848.36	\$95,101.28	\$ 68,101.28	\$333,983.20
CITY BEVERAGES	\$29,591.86	\$19,000.00	\$43,672.91	\$10,705.00	\$39,195.00	\$ 44,127.86	\$186,292.63
COASTAL BEVERAGE LTD	\$13,359.47	\$7,000.00	\$31,786.58	\$19,943.00		\$ 15,000.00	\$87,089.05
CONE DISTRIBUTING INC	\$14,723.51	\$36,521.36	\$76,729.46	\$102,553.26	\$99,110.96	\$ 27,110.96	\$356,749.51
DAYTONA BEVERAGES LLC	\$18,333.33	\$4,250.00	\$40,541.04	\$49,008.00	\$72,646.00	\$ 44,621.30	\$229,399.67
DOUBLE EAGLE DISTRIBUTING INC (WESTERN BEVERAGE)	\$27,340.11	\$14,250.00	\$29,299.69	\$43,260.20	\$49,455.00	\$ 19,542.90	\$183,147.90
EAGLE BRAND SALES LLC			\$84,271.35			\$ 31,245.64	\$115,516.99
FLORIDA BEER WHOLESALERS GOOD GOVERNMENT COMMITTEE	\$257,939.00	\$273,250.00	\$505,500.00	\$517,750.00	\$215,500.00	\$ 353,500.00	\$2,123,439.00
FLORIDA DISTRIBUTING CO	\$62,730.35	\$108,118.40	\$154,345.00	\$108,835.00	\$179,630.00	\$ 138,235.36	\$751,894.11
GOLD COAST BEVERAGE LLC	\$226,576.67	\$114,500.00	\$252,470.88	\$228,176.00	\$269,129.00	\$ 210,944.24	\$1,301,796.79
GOLD COAST EAGLE DISTRIBUTING	\$20,458.24	\$11,350.00	\$24,497.62	\$24,761.00	\$32,104.00	\$ 31,151.46	\$144,322.32
GOLDRING GULF DISTRIBUTING CO LLC	\$16,922.77			\$60,800.31	\$61,333.91	\$ 33,072.17	\$172,129.16
GREAT BAY DISTRIBUTORS, INC	\$39,230.92	\$11,146.00	\$81,613.41	\$52,808.00	\$93,294.00	\$ 62,008.89	\$340,101.22
JJ TAYLOR COMPANIES INC	\$108,738.98	\$178,780.61	\$114,817.96	\$157,411.64	\$221,574.88	\$ 160,646.74	\$941,970.81
NORTH FLORIDA SALES	\$27,173.73	\$3,000.00	\$66,177.16	\$75,379.00	\$70,602.00	\$ 49,484.08	\$291,815.97
PEACE RIVER DISTRIBUTING INC	\$5,173.95	\$500.00	\$10,146.25	\$9,034.00	\$1,000.00		\$25,854.20
PEPIN DISTRIBUTING COMPANY	\$128,990.18	\$81,500.00	\$271,000.00	\$154,651.30	\$184,042.00	\$ 132,629.95	\$952,813.43
QUALITY ACQUISITION COMPANY LLC	\$42,854.11	\$33,500.00		\$86,974.00	\$87,385.00	\$ 40,885.64	\$291,598.75
SOUTHERN EAGLE DISTRIBUTING INC	\$11,621.40	\$20,400.00	\$46,827.82	\$43,186.00	\$129,298.00	\$ 54,266.40	\$305,599.62
SR PERROTT INC	\$9,502.63	\$12,736.32	\$13,941.22	\$20,756.26	\$37,226.32	\$ 26,110.96	\$120,273.71
STEPHENS DISTRIBUTION COMPANY INC	\$10,626.43	\$6,750.00	\$21,906.82	\$20,354.00	\$28,405.00	\$ 9,735.96	\$97,778.21
SUNCOAST BEVERAGE SALES	\$16,925.38	\$8,250.00	\$80,563.76	\$98,030.00	\$134,734.00	\$ 183,083.82	\$521,586.96
THE LEWIS BEAR COMPANY	\$280,584.01	\$86,500.00	\$333,916.05	\$285,631.00	\$318,872.00	\$ 124,622.19	\$1,430,125.25
WAYNE DENSCH, INC.	\$14,426.96	\$5,150.00	\$29,685.87	\$39,022.00	\$34,500.00	\$ 24,505.15	\$147,289.98
CYCLE TOTAL	\$1,633,745.11	\$1,323,800.80	\$2,787,945.39	\$2,808,091.33	\$3,002,984.35	\$2,285,457.36	\$13,842,024.34

Beer Industry Giving

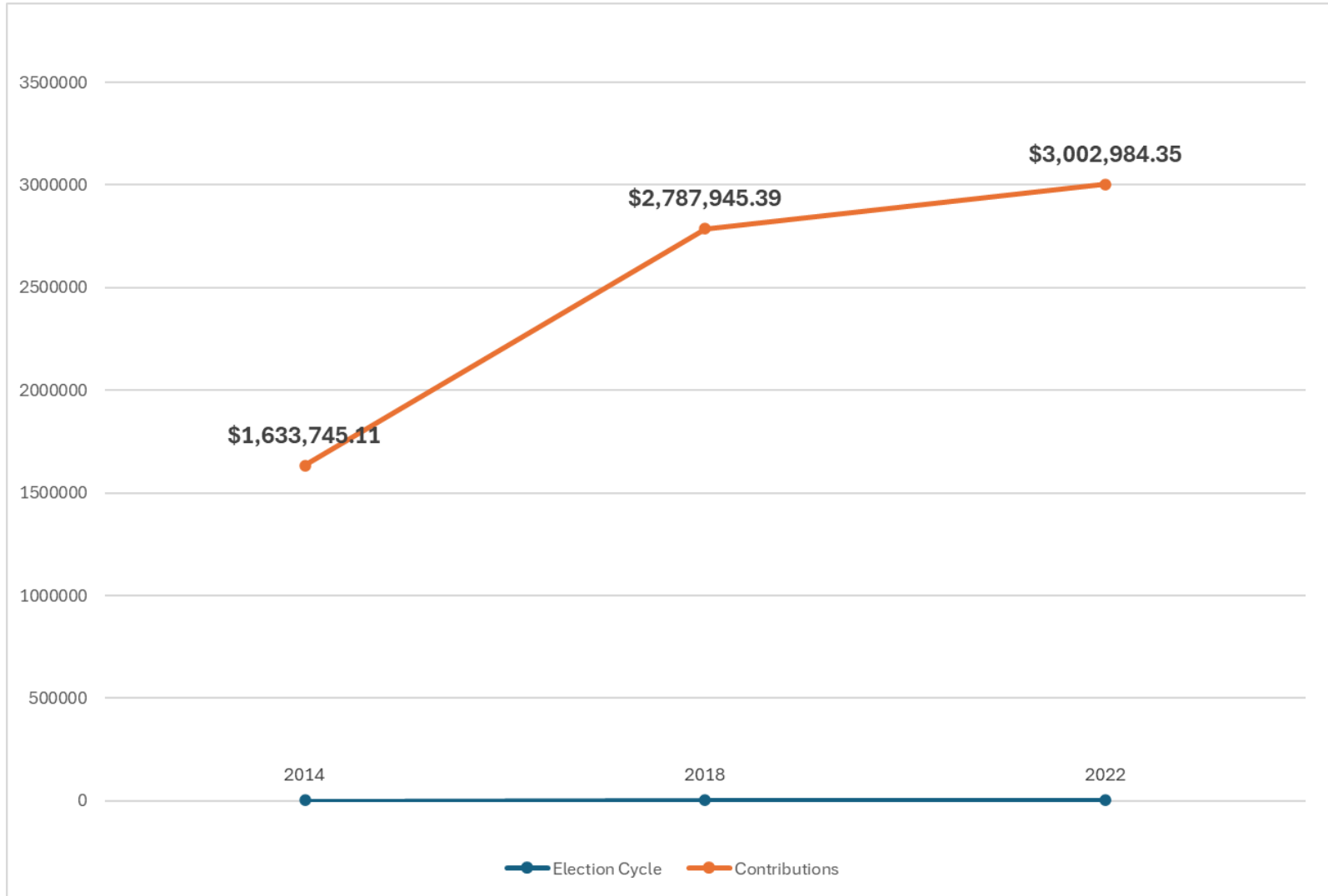
	2014	2016	2018	2020	2022	2024	2014-2024
Donor Name	TOTAL	TOTAL	TOTAL	TOTAL	TOTAL	TOTAL	GRAND TOTAL
FLORIDA BEER WHOLESALERS GOOD GOVERNMENT COMMITTEE	\$257,939.00	\$273,250.00	\$505,500.00	\$517,750.00	\$215,500.00	\$ 353,500.00	\$2,123,439.00
THE LEWIS BEAR COMPANY	\$280,584.01	\$86,500.00	\$333,916.05	\$285,631.00	\$318,872.00	\$ 124,622.19	\$1,430,125.25
BEER DISTRIBUTOR'S COMMITTEE FOR GOOD GOVERNMENT	\$137,440.82	\$223,800.00	\$151,500.00	\$316,000.00	\$266,000.00	\$ 280,500.00	\$1,375,240.82
GOLD COAST BEVERAGE LLC	\$226,576.67	\$114,500.00	\$252,470.88	\$228,176.00	\$269,129.00	\$ 210,944.24	\$1,301,796.79
JJ TAYLOR COMPANIES INC	\$108,738.98	\$178,780.61	\$114,817.96	\$157,411.64	\$221,574.88	\$ 160,646.74	\$941,970.81
PEPIN DISTRIBUTING COMPANY	\$128,990.18	\$81,500.00	\$271,000.00	\$154,651.30	\$184,042.00	\$ 132,629.95	\$952,813.43
FLORIDA DISTRIBUTING CO	\$62,730.35	\$108,118.40	\$154,345.00	\$108,835.00	\$179,630.00	\$ 138,235.36	\$751,894.11
SUNCOAST BEVERAGE SALES	\$16,925.38	\$8,250.00	\$80,563.76	\$98,030.00	\$134,734.00	\$ 183,083.82	\$521,586.96
CONE DISTRIBUTING INC	\$14,723.51	\$36,521.36	\$76,729.46	\$102,553.26	\$99,110.96	\$ 27,110.96	\$356,749.51
CHAMPION BRANDS INC	\$17,498.81	\$22,998.11	\$40,435.36	\$89,848.36	\$95,101.28	\$ 68,101.28	\$333,983.20
GREAT BAY DISTRIBUTORS, INC	\$39,230.92	\$11,146.00	\$81,613.41	\$52,808.00	\$93,294.00	\$ 62,008.89	\$340,101.22
SOUTHERN EAGLE DISTRIBUTING INC	\$11,621.40	\$20,400.00	\$46,827.82	\$43,186.00	\$129,298.00	\$ 54,266.40	\$305,599.62
NORTH FLORIDA SALES	\$27,173.73	\$3,000.00	\$66,177.16	\$75,379.00	\$70,602.00	\$ 49,484.08	\$291,815.97
BUSCH TRANSOU LLC	\$14,714.89	\$4,500.00	\$106,551.97	\$27,872.00	\$74,787.00	\$ 49,875.17	\$278,301.03
QUALITY ACQUISITION COMPANY LLC	\$42,854.11	\$33,500.00		\$86,974.00	\$87,385.00	\$ 40,885.64	\$291,598.75
BERNIE LITTLE DISTRIBUTORS INC	\$28,190.04	\$8,500.00	\$74,115.54	\$42,386.00	\$48,986.00	\$ 42,304.36	\$244,481.94
DAYTONA BEVERAGES LLC	\$18,333.33	\$4,250.00	\$40,541.04	\$49,008.00	\$72,646.00	\$ 44,621.30	\$229,399.67
BURCKHARDT DISTRIBUTING CO INC	\$28,041.12	\$16,950.00	\$45,234.67	\$47,986.00	\$66,029.00		\$204,240.79
CITY BEVERAGES	\$29,591.86	\$19,000.00	\$43,672.91	\$10,705.00	\$39,195.00	\$ 44,127.86	\$186,292.63
DOUBLE EAGLE DISTRIBUTING INC (WESTERN BEVERAGE)	\$27,340.11	\$14,250.00	\$29,299.69	\$43,260.20	\$49,455.00	\$ 19,542.90	\$183,147.90
GOLDRING GULF DISTRIBUTING CO LLC	\$16,922.77			\$60,800.31	\$61,333.91	\$ 33,072.17	\$172,129.16
CARROLL DISTRIBUTING COMPANY	\$18,320.22	\$8,500.00	\$31,471.19	\$28,286.00	\$41,249.00	\$ 28,144.88	\$155,971.29
WAYNE DENSCH, INC.	\$14,426.96	\$5,150.00	\$29,685.87	\$39,022.00	\$34,500.00	\$ 24,505.15	\$147,289.98
GOLD COAST EAGLE DISTRIBUTING	\$20,458.24	\$11,350.00	\$24,497.62	\$24,761.00	\$32,104.00	\$ 31,151.46	\$144,322.32
BROWN DISTRIBUTING COMPANY INC	\$5,715.22	\$2,100.00	\$24,925.81	\$46,684.00	\$51,795.00		\$131,220.03
EAGLE BRAND SALES LLC			\$84,271.35			\$ 31,245.64	\$115,516.99
SR PERROTT INC	\$9,502.63	\$12,736.32	\$13,941.22	\$20,756.26	\$37,226.32	\$ 26,110.96	\$120,273.71
STEPHENS DISTRIBUTION COMPANY INC	\$10,626.43	\$6,750.00	\$21,906.82	\$20,354.00	\$28,405.00	\$ 9,735.96	\$97,778.21
COASTAL BEVERAGE LTD	\$13,359.47	\$7,000.00	\$31,786.58	\$19,943.00		\$ 15,000.00	\$87,089.05
PEACE RIVER DISTRIBUTING INC	\$5,173.95	\$500.00	\$10,146.25	\$9,034.00	\$1,000.00		\$25,854.20
CYCLE TOTAL	\$1,633,745.11	\$1,323,800.80	\$2,787,945.39	\$2,808,091.33	\$3,002,984.35	\$2,285,457.36	\$13,842,024.34

Beer Industry Giving



Beer Industry Giving

(Gubernatorial Cycles)



Alcohol & Affiliated Giving

	2014	2016	2018	2020	2022	2024	2014-2024
Donor Name	TOTAL	TOTAL	TOTAL	TOTAL	TOTAL	TOTAL	GRAND TOTAL
ABC FINE WINE & SPIRITS INC	\$ 173,000.00	\$ 547,000.00	\$ 828,000.00	\$ 706,525.00	\$ 1,310,000.00	\$ 1,574,000.00	\$ 5,138,525.00
ANHEUSER BUSCH COMPANIES	\$ 381,500.00	\$ 642,805.38	\$ 1,191,830.09	\$ 657,231.35	\$ 647,500.00	\$ 878,120.00	\$ 4,398,986.82
BISCAYNE BAY BREWING COMPANY LLC	\$ 500.00				\$ 3,000.00		\$ 3,500.00
BREWERS GUILD OF FLORIDA	\$ 6,000.00	\$ 1,000.00		\$ 2,000.00			\$ 9,000.00
CARIBBEAN DISTILLERS, LLC DBA FLORIDA DISTILLERS COMPANY	\$ 6,000.00		\$ 25,000.00	\$ 50,000.00			\$ 81,000.00
CC1 COMPANIES LLC	\$ 81,000.00	\$ 36,000.00	\$ 108,000.00	\$ 100,000.00			\$ 325,000.00
CERBERUS CRAFT DISTILLERY LLC				\$ 1,000.00	\$ 25,000.00		\$ 26,000.00
CIGAR CITY BREWING, LLC	\$ 7,500.00						\$ 7,500.00
COCA-COLA BEVERAGE FLORIDA			\$ 71,000.00		\$ 32,500.00	\$ 59,000.00	\$ 162,500.00
COPPERTAIL BREWING CO, LLC	\$ 3,000.00	\$ 3,500.00	\$ 2,000.00				\$ 8,500.00
DIAGEO NORTH AMERICA INC	\$ 58,000.00	\$ 59,000.00				\$ 10,000.00	\$ 127,000.00
DISTILLED SPIRITS COUNCIL US	\$ 5,000.00	\$ 4,000.00	\$ 9,500.00	\$ 5,000.00	\$ 17,000.00	\$ 20,000.00	\$ 60,500.00
FLORIDA WHOLESALE SPIRITS WINE AND SPIRITS DISTRIBUTORS	\$ 148,659.30					\$ 17,000.00	\$ 165,659.30
GREEN BENCH BREWING CO, LLC		\$ 500.00	\$ 250.00				\$ 750.00
MOLSON COORS BEVERAGE COMPANY	\$ 26,500.00	\$ 61,500.00	\$ 88,000.00	\$ 29,500.00	\$ 51,000.00	\$ 23,500.00	\$ 280,000.00
PEPSICO			\$ 1,000.00			\$ 180,500.00	\$ 181,500.00
PERNOD RICARD USA LLC POLITICAL ACTION COMM		\$ 1,000.00	\$ 6,000.00				\$ 7,000.00
PREMIER BEVERAGE COMPANY, LLC	\$ 55,500.00	\$ 10,000.00	\$ 50,000.00	\$ 25,000.00			\$ 140,500.00
PUBLIX SUPER MARKETS	\$ 2,573,786.00	\$ 2,816,450.00	\$ 2,657,460.00	\$ 2,184,500.00	\$ 3,603,750.00	\$ 5,567,500.00	\$ 19,403,446.00
REDNER JOSEPH		\$ 1,050.00	\$ 11,550.00				\$ 12,600.00
RPD MANAGEMENT LLC DBA INTUITION ALE WORKS	\$ 11,000.00	\$ 7,500.00					\$ 18,500.00
SEAVIN, INC LAKERIDGE WINERY & VINEYARDS	\$ 9,500.00	\$ 8,400.00	\$ 5,750.00	\$ 5,250.00	\$ 4,500.00	\$ 2,750.00	\$ 36,150.00
SOUTHERN GLAZER'S WINE & SPIRITS LLC	\$ 464,300.00	\$ 692,000.00	\$ 1,325,600.00	\$ 1,290,000.00	\$ 1,550,875.00	\$ 1,433,250.00	#REF!
ST AUGUSTINE DISTILLERY COMPANY	\$ 1,250.00	\$ 7,100.00	\$ 5,650.00	\$ 20,180.00	\$ 9,500.00	\$ 1,000.00	\$ 44,680.00
ST. PETERSBURG DISTILLERY COMPANY, LLC				\$ 78,500.00			\$ 78,500.00
THE COCA-COLA COMPANY	\$ 54,500.00	\$ 10,000.00		\$ 44,000.00			\$ 108,500.00
WALMART STORES - CORPORATE	\$ 596,600.00	\$ 700,012.78	\$ 937,250.00	\$ 406,100.00	\$ 466,500.00	\$ 326,000.00	\$ 3,432,462.78
WINE & SPIRITS DISTRIBUTORS OF FLORIDA PAC		\$ 97,500.00	\$ 68,500.00	\$ 75,500.00	\$ 43,500.00	\$ 13,500.00	\$ 298,500.00
CYCLE TOTAL	\$ 4,663,095.30	\$ 5,706,318.16	\$ 7,392,340.09	\$ 5,680,286.35	\$ 7,764,625.00	\$ 10,106,120.00	\$ 41,312,784.90

Alcohol & Affiliated Giving

	2014	2016	2018	2020	2022	2024	2014-2024
Donor Name	TOTAL	TOTAL	TOTAL	TOTAL	TOTAL	TOTAL	GRAND TOTAL
PUBLIX SUPER MARKETS	\$ 2,573,786.00	\$2,816,450.00	\$ 2,657,460.00	\$ 2,184,500.00	\$ 3,603,750.00	\$ 5,567,500.00	\$ 19,403,446.00
SOUTHERN GLAZER'S WINE & SPIRITS LLC	\$ 464,300.00	\$ 692,000.00	\$ 1,325,600.00	\$ 1,290,000.00	\$ 1,550,875.00	\$ 1,433,250.00	\$ 6,756,025.00
ABC FINE WINE & SPIRITS INC	\$ 173,000.00	\$ 547,000.00	\$ 828,000.00	\$ 706,525.00	\$ 1,310,000.00	\$ 1,574,000.00	\$ 5,138,525.00
ANHEUSER BUSCH COMPANIES	\$ 381,500.00	\$ 642,805.38	\$ 1,191,830.09	\$ 657,231.35	\$ 647,500.00	\$ 878,120.00	\$ 4,398,986.82
WALMART STORES - CORPORATE	\$ 596,600.00	\$ 700,012.78	\$ 937,250.00	\$ 406,100.00	\$ 466,500.00	\$ 326,000.00	\$ 3,432,462.78
CC1 COMPANIES LLC	\$ 81,000.00	\$ 36,000.00	\$ 108,000.00	\$ 100,000.00			\$ 325,000.00
WINE & SPIRITS DISTRIBUTORS OF FLORIDA PAC		\$ 97,500.00	\$ 68,500.00	\$ 75,500.00	\$ 43,500.00	\$ 13,500.00	\$ 298,500.00
MOLSON COORS BEVERAGE COMPANY	\$ 26,500.00	\$ 61,500.00	\$ 88,000.00	\$ 29,500.00	\$ 51,000.00	\$ 23,500.00	\$ 280,000.00
FLORIDA WHOLESALE SPIRITS WINE AND SPIRITS DISTRIBUTORS	\$ 148,659.30					\$ 17,000.00	\$ 165,659.30
PREMIER BEVERAGE COMPANY, LLC	\$ 55,500.00	\$ 10,000.00	\$ 50,000.00	\$ 25,000.00			\$ 140,500.00
DIAGEO NORTH AMERICA INC	\$ 58,000.00	\$ 59,000.00				\$ 10,000.00	\$ 127,000.00
PEPSICO			\$ 1,000.00			\$ 180,500.00	\$ 181,500.00
COCA-COLA BEVERAGE FLORIDA			\$ 71,000.00		\$ 32,500.00	\$ 59,000.00	\$ 162,500.00
THE COCA-COLA COMPANY	\$ 54,500.00	\$ 10,000.00		\$ 44,000.00			\$ 108,500.00
CARIBBEAN DISTILLERS, LLC DBA FLORIDA DISTILLERS COMPANY	\$ 6,000.00		\$ 25,000.00	\$ 50,000.00			\$ 81,000.00
ST. PETERSBURG DISTILLERY COMPANY, LLC				\$ 78,500.00			\$ 78,500.00
ST AUGUSTINE DISTILLERY COMPANY	\$ 1,250.00	\$ 7,100.00	\$ 5,650.00	\$ 20,180.00	\$ 9,500.00	\$ 1,000.00	\$ 44,680.00
SEAVIN, INC LAKERIDGE WINERY & VINEYARDS	\$ 9,500.00	\$ 8,400.00	\$ 5,750.00	\$ 5,250.00	\$ 4,500.00	\$ 2,750.00	\$ 36,150.00
CERBERUS CRAFT DISTILLERY LLC				\$ 1,000.00	\$ 25,000.00		\$ 26,000.00
DISTILLED SPIRITS COUNCIL OF THE UNITED STATES INC PAC	\$ 5,000.00	\$ 4,000.00	\$ 9,500.00	\$ 5,000.00	\$ 17,000.00	\$ 20,000.00	\$ 60,500.00
RPD MANAGEMENT LLC DBA INTUITION ALE WORKS	\$ 11,000.00	\$ 7,500.00					\$ 18,500.00
REDNER JOSEPH		\$ 1,050.00	\$ 11,550.00				\$ 12,600.00
BREWERS GUILD OF FLORIDA	\$ 6,000.00	\$ 1,000.00		\$ 2,000.00			\$ 9,000.00
COPPERTAIL BREWING CO, LLC	\$ 3,000.00	\$ 3,500.00	\$ 2,000.00				\$ 8,500.00
CIGAR CITY BREWING, LLC	\$ 7,500.00						\$ 7,500.00
PERNOD RICARD USA LLC POLITICAL ACTION COMM		\$ 1,000.00	\$ 6,000.00				\$ 7,000.00
BISCAYNE BAY BREWING COMPANY LLC	\$ 500.00				\$ 3,000.00		\$ 3,500.00
GREEN BENCH BREWING CO, LLC		\$ 500.00	\$ 250.00				\$ 750.00
CYCLE TOTAL	\$ 4,663,095.30	\$5,706,318.16	\$ 7,392,340.09	\$ 5,680,286.35	\$ 7,764,625.00	\$ 10,106,120.00	\$ 41,312,784.90

Alcohol & Affiliated Giving

	2014	2016	2018	2020	2022	2024	2014-2024
Donor Name	TOTAL	TOTAL	TOTAL	TOTAL	TOTAL	TOTAL	GRAND TOTAL
Retail Stores	\$ 3,343,386.00	\$4,063,462.78	\$ 4,422,710.00	\$ 3,297,125.00	\$ 5,380,250.00	\$ 7,467,500.00	\$ 27,974,433.78
Beer Wholesalers	\$ 1,633,745.11	\$ 1,323,800.80	\$ 2,787,945.39	\$ 2,808,091.33	\$ 3,002,984.35	\$ 2,285,457.36	\$ 13,842,024.34
Wine & Spirits Distributors	\$ 612,959.30	\$ 789,500.00	\$ 1,394,100.00	\$ 1,365,500.00	\$ 1,594,375.00	\$ 1,463,750.00	\$ 7,220,184.30
Manufacturers	\$ 466,000.00	\$ 763,305.38	\$ 1,279,830.09	\$ 686,731.35	\$ 698,500.00	\$ 911,620.00	\$ 4,805,986.82
Soft Drinks	\$ 54,500.00	\$ 10,000.00	\$ 72,000.00	\$ 44,000.00	\$ 32,500.00	\$ 239,500.00	\$ 452,500.00
Distillers	\$ 21,750.00	\$ 20,500.00	\$ 51,900.00	\$ 159,930.00	\$ 56,000.00	\$ 23,750.00	\$ 333,830.00
Small Brewers	\$ 164,500.00	\$ 59,550.00	\$ 171,800.00	\$ 127,000.00	\$ 3,000.00	\$ -	\$ 525,850.00

Alcohol & Affiliated Giving

	2014	2016	2018	2020	2022	2024	2014-2024
Donor Name	TOTAL	TOTAL	TOTAL	TOTAL	TOTAL	TOTAL	GRAND TOTAL
ABC FINE WINE & SPIRITS INC	\$ 173,000.00	\$ 547,000.00	\$ 828,000.00	\$ 706,525.00	\$ 1,310,000.00	\$ 1,574,000.00	\$ 5,138,525.00
PUBLIX SUPER MARKETS	\$ 2,573,786.00	\$ 2,816,450.00	\$ 2,657,460.00	\$ 2,184,500.00	\$ 3,603,750.00	\$ 5,567,500.00	\$ 19,403,446.00
WALMART STORES - CORPORATE	\$ 596,600.00	\$ 700,012.78	\$ 937,250.00	\$ 406,100.00	\$ 466,500.00	\$ 326,000.00	\$ 3,432,462.78
FLORIDA WHOLESALE SPIRITS WINE AND SPIRITS DISTRIBUTORS	\$ 148,659.30					\$ 17,000.00	\$ 165,659.30
SOUTHERN GLAZER'S WINE & SPIRITS LLC	\$ 464,300.00	\$ 692,000.00	\$ 1,325,600.00	\$ 1,290,000.00	\$ 1,550,875.00	\$ 1,433,250.00	\$ 6,756,025.00
WINE & SPIRITS DISTRIBUTORS OF FLORIDA PAC		\$ 97,500.00	\$ 68,500.00	\$ 75,500.00	\$ 43,500.00	\$ 13,500.00	\$ 298,500.00
ANHEUSER BUSCH COMPANIES	\$ 381,500.00	\$ 642,805.38	\$ 1,191,830.09	\$ 657,231.35	\$ 647,500.00	\$ 878,120.00	\$ 4,398,986.82
DIAGEO NORTH AMERICA INC	\$ 58,000.00	\$ 59,000.00				\$ 10,000.00	\$ 127,000.00
MOLSON COORS BEVERAGE COMPANY	\$ 26,500.00	\$ 61,500.00	\$ 88,000.00	\$ 29,500.00	\$ 51,000.00	\$ 23,500.00	\$ 280,000.00
COCA-COLA BEVERAGE FLORIDA			\$ 71,000.00		\$ 32,500.00	\$ 59,000.00	\$ 162,500.00
THE COCA-COLA COMPANY	\$ 54,500.00	\$ 10,000.00		\$ 44,000.00			\$ 108,500.00
PEPSICO			\$ 1,000.00			\$ 180,500.00	\$ 181,500.00
BISCAYNE BAY BREWING COMPANY LLC	\$ 500.00				\$ 3,000.00		\$ 3,500.00
BREWERS GUILD OF FLORIDA	\$ 6,000.00	\$ 1,000.00		\$ 2,000.00			\$ 9,000.00
CC1 COMPANIES LLC	\$ 81,000.00	\$ 36,000.00	\$ 108,000.00	\$ 100,000.00			\$ 325,000.00
CIGAR CITY BREWING, LLC	\$ 7,500.00						\$ 7,500.00
COPPERTAIL BREWING CO, LLC	\$ 3,000.00	\$ 3,500.00	\$ 2,000.00				\$ 8,500.00
GREEN BENCH BREWING CO, LLC		\$ 500.00	\$ 250.00				\$ 750.00
PREMIER BEVERAGE COMPANY, LLC	\$ 55,500.00	\$ 10,000.00	\$ 50,000.00	\$ 25,000.00			\$ 140,500.00
REDNER JOSEPH		\$ 1,050.00	\$ 11,550.00				\$ 12,600.00
RPD MANAGEMENT LLC DBA INTUITION ALE WORKS	\$ 11,000.00	\$ 7,500.00					\$ 18,500.00
CARIBBEAN DISTILLERS, LLC DBA FLORIDA DISTILLERS COMPANY	\$ 6,000.00		\$ 25,000.00	\$ 50,000.00			\$ 81,000.00
CERBERUS CRAFT DISTILLERY LLC				\$ 1,000.00	\$ 25,000.00		\$ 26,000.00
DISTILLED SPIRITS COUNCIL OF THE UNITED STATES INC PAC	\$ 5,000.00	\$ 4,000.00	\$ 9,500.00	\$ 5,000.00	\$ 17,000.00	\$ 20,000.00	\$ 60,500.00
PERNOD RICARD USA LLC POLITICAL ACTION COMM		\$ 1,000.00	\$ 6,000.00				\$ 7,000.00
SEAVIN, INC LAKERIDGE WINERY & VINEYARDS	\$ 9,500.00	\$ 8,400.00	\$ 5,750.00	\$ 5,250.00	\$ 4,500.00	\$ 2,750.00	\$ 36,150.00
ST AUGUSTINE DISTILLERY COMPANY	\$ 1,250.00	\$ 7,100.00	\$ 5,650.00	\$ 20,180.00	\$ 9,500.00	\$ 1,000.00	\$ 44,680.00
ST. PETERSBURG DISTILLERY COMPANY, LLC				\$ 78,500.00			\$ 78,500.00
CYCLE TOTAL	\$ 4,663,095.30	\$ 5,706,318.16	\$ 7,392,340.09	\$ 5,680,286.35	\$ 7,764,625.00	\$ 10,106,120.00	\$ 41,312,784.90

Auto Industry Giving

	2014	2016	2018	2020	2022	2024	2014-2024
Donor Name	TOTAL	TOTAL	TOTAL	TOTAL	TOTAL	TOTAL	GRAND TOTAL
ALLIANCE OF AUTOMOBILE MANUFACTURERS	\$ 20,000.00	\$ 110,000.00	\$ 74,000.00				\$ 204,000.00
GENERAL MOTORS COMPANY PAC	\$ 63,000.00	\$ 500.00	\$ 122,248.24	\$ 5,000.00	\$ 135,000.00	\$ 142,000.00	\$ 467,748.24
Manufacturer Totals	\$ 83,000.00	\$ 110,500.00	\$ 196,248.24	\$ 5,000.00	\$ 135,000.00	\$ 142,000.00	\$ 671,748.24
JM FAMILY ENTERPRISES	\$ 890,250.00	\$ 2,000.00	\$1,386,500.00	\$ 4,200.00	\$2,050,000.00	\$ 2,067,075.00	\$ 6,400,025.00
CARPAC - FLORIDA AUTOMOBILE DEALERS ASSOCIATION	\$ 109,199.69	\$ 297,500.00	\$ 412,121.00	\$ 800,000.00	\$ 964,000.00	\$1,491,000.00	\$ 4,073,820.69
BRAMAN NORMAN	\$ 375,500.00	\$ 347,500.00	\$ 687,500.00	\$ 470,500.00	\$ 646,000.00	\$1,098,500.00	\$ 3,625,500.00
HANANIA AUTOMOTIVE GROUP				\$1,464,500.00	\$ 27,000.00		\$ 1,491,500.00
JACKSONVILLE AUTO DEALERS ASSOC	\$ 20,000.00	\$ 957,600.00	\$ 30,000.00	\$ 50.00	\$ 40,000.00	\$ 40,000.00	\$ 1,087,650.00
ENTERPISE HOLDINGS INC PAC	\$ 178,325.00	\$ 2,000.00	\$ 164,000.00	\$ 230,000.00	\$ 111,000.00	\$ 268,500.00	\$ 953,825.00
AUTONATION	\$ 294,500.00	\$ 234,500.00	\$ 103,500.00	\$ 69,000.00	\$ 73,000.00	\$ 85,500.00	\$ 860,000.00
RICK CASE ENTERPRISES INC	\$ 190,250.00	\$ 550.00	\$ 20,000.00	\$ 2,380.00	\$ 291,000.00	\$ 29,000.00	\$ 533,180.00
HUIZENGA JR H. WAYNE	\$ 116,000.00	\$ 2,000.00	\$ 187,500.00		\$ 152,000.00		\$ 457,500.00
GALEANA CHRYSLER JEEP DODGE INC.	\$ 1,000.00	\$ 192,000.00	\$ 500.00	\$ 156,297.00			\$ 349,797.00
DAYTONA TOYOTA		\$ 500.00			\$ 230,000.00	\$ 5,000.00	\$ 235,500.00
SCOTT FINK AUTO GROUP				\$ 171,000.00			\$ 171,000.00
DIMMITT GENEVIEVE L	\$ 24,575.00	\$ 500.00	\$ 28,550.00	\$ 42,265.00	\$ 48,150.00	\$ 36,500.00	\$ 180,540.00
BRICKELL MOTORS HONDA	\$ 47,000.00	\$ 12,500.00	\$ 39,000.00	\$ 38,000.00			\$ 136,500.00
WILLIAMSON II GEORGE EDMOND	\$ 16,500.00	\$ 18,250.00	\$ 22,500.00		\$ 41,000.00	\$ 42,500.00	\$ 140,750.00
DON GASGARTHS CHARLOTTE COUNTY FORD	\$ 1,250.00	\$ 128,000.00	\$ 500.00	\$ 2,000.00			\$ 131,750.00
COPART INC	\$ 109,000.00	\$ 500.00	\$ 15,500.00	\$ 2,500.00			\$ 127,500.00
BILL CRAMER DEALERSHIP	\$ 28,042.00	\$ 4,942.00	\$ 20,761.00		\$ 24,942.00	\$ 48,000.00	\$ 126,687.00
TOM BUSH MOTORS GROUP	\$ 3,330.00	\$ 500.00	\$ 31,930.00	\$ 59.50	\$ 46,000.00	\$ 42,000.00	\$ 123,819.50
STATE SOUTH FL AUTOMOBILE DEALERS POLITICAL ACTION COMMITTEE	\$ 27,000.00	\$ 1,500.00	\$ 37,500.00			\$ 67,500.00	\$ 133,500.00
SOUTH MOTOR GROUP OF DADE COUNTY	\$ 250.00			\$ 14,000.00	\$ 52,500.00	\$ 51,000.00	\$ 117,500.00
FIELDS AUTO GROUP		\$ 15,750.00	\$ 18,000.00	\$ 35,000.00	\$ 15,000.00	\$ 30,000.00	\$ 113,750.00
ALAN JAY AUTOMOTIVE MANAGEMENT INC	\$ 1,000.00	\$ 7,000.00	\$ 42,500.00	\$ 12,500.00	\$ 50,000.00		\$ 113,000.00
SCOTT MCRAE AUTOMOTIVE	\$ 1,000.00	\$ 49,000.00	\$ 10,500.00	\$ 12,000.00	\$ 30,000.00	\$ 10,000.00	\$ 112,500.00
HOLMAN AUTOMOTIVE GROUP	\$ 6,000.00	\$ 40,000.00		\$ 10,250.00	\$ 50,000.00		\$ 106,250.00
All Other Dealers	\$ 315,250.00	\$ 436,406.34	\$ 467,372.50	\$ 786,411.00	\$1,073,000.00	\$ 973,375.00	\$ 4,051,814.84
Dealer Total	\$2,755,221.69	\$2,750,998.34	\$3,726,234.50	\$4,322,912.50	\$6,014,592.00	\$6,385,450.00	\$25,955,409.03

Closing Thoughts



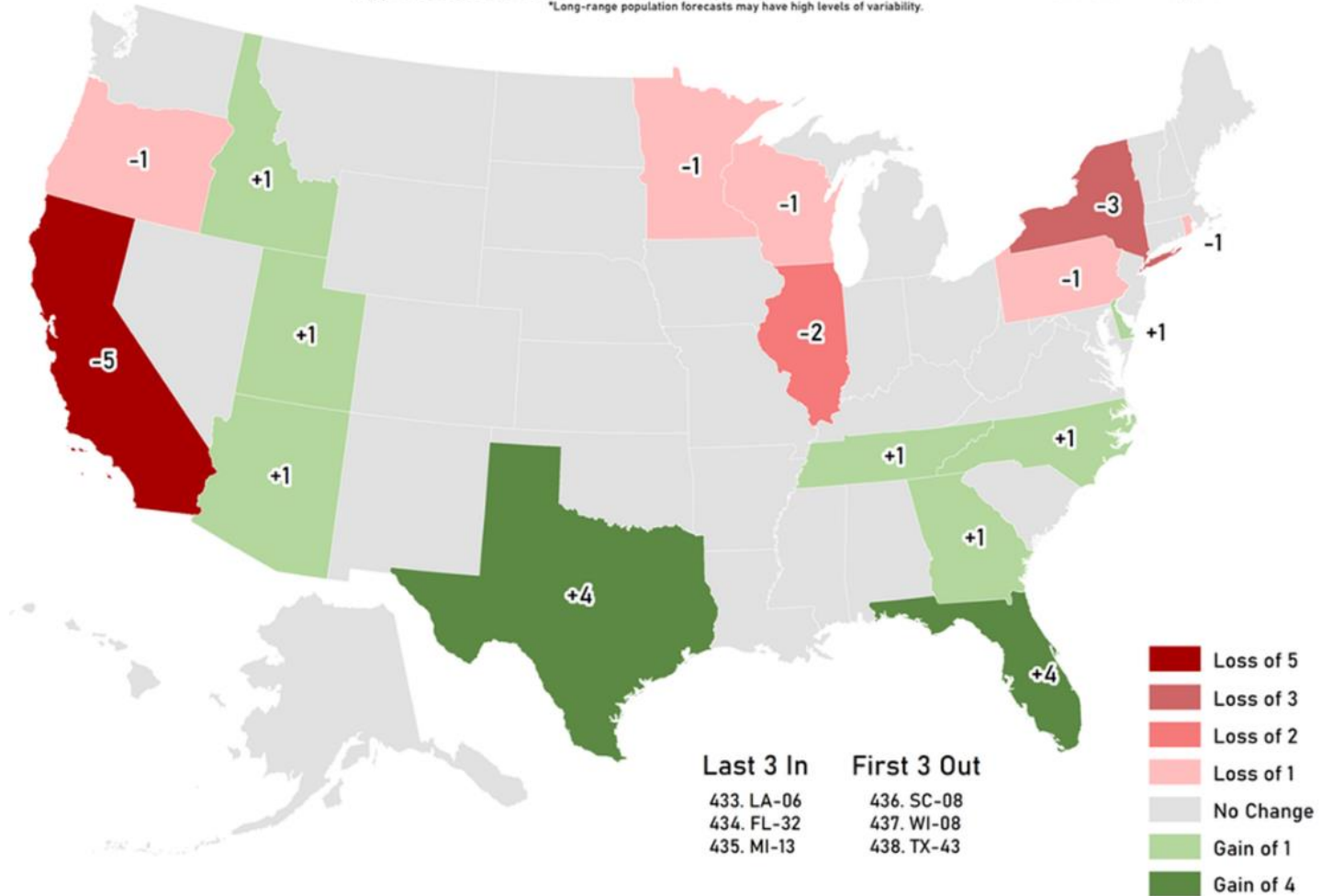
One More Future Note

2030 Apportionment Forecast

Apportionment Based on 2022 Population Estimates*

*Long-range population forecasts may have high levels of variability.

The American
Redistricting
Project



www.TheARP.org

Shopping Days Until 2026 Primary

510

Primary

73 Weeks

Shopping Days Until 2026 Election

587

General

84 Weeks

Questions?

Florida Beer



WHOLESALERS ASSOCIATION

2025 Session Briefing

March 26, 2025